



North West
Leicestershire
District Council

Annual Statement of Accounts 2020 -21



Audited Version
23/04/23

CONTENTS

	Page No
Section 1	
Narrative Report	3-29
Statement of Responsibilities for the Statement of Accounts	30
Section 2	
Core Accounting Statements	31-37
Comprehensive Income & Expenditure Account	33
Movement in Reserves Statement	34
The Balance Sheet	35-36
Cash Flow Statement	37
Section 3	
Notes to the Core Financial Statements	38-108
Section 4	
Housing Revenue Account	109-114
Section 5	
Collection Fund	115-117
Section 6	
Special Expenses Account	118-120
Section 7	
Glossary of Main Financial Terms	121-125
Section 8	
External Auditors Report	126-130

Section 1 Narrative Report

1. North West Leicestershire as a place

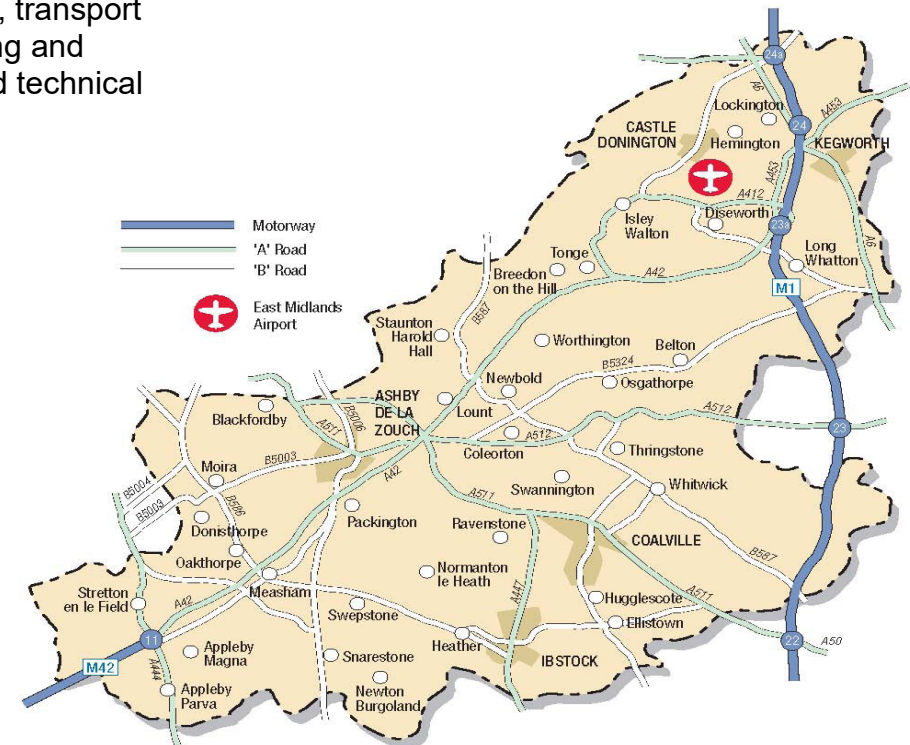
North West Leicestershire is a semi-rural district with a population of approximately 104,000. In the past 10 years we have seen population growth in North West Leicestershire (11.8%) that is higher than average regional (8.1%) and national (7.3%) growth rates. Most people live in the district's two main towns - around 35,000 in Coalville and 12,500 in Ashby de la Zouch. Around the district are a handful of large villages (Castle Donington, Kegworth, Ibstock and Measham) and numerous smaller villages.

In the 1980s and 1990s, Coalville and the wider area underwent significant regeneration and the District's economy has been one of the fastest growth areas in the East Midlands. The coal mining sites formerly used for mineral extraction are now home to a diverse array of business parks and industrial estates providing local employment and drawing from a wide regional labour market. North West Leicestershire sits at the axis of the Midlands, strategically located within 25 miles of Birmingham, Derby,

Leicester and Nottingham. It is served by the M1/M42 (A42) and A50 and is also home to East Midlands Airport – the UK's busiest 'pure' cargo airport. The District has one of the highest jobs density figures in the Region – indicating a very high level of jobs and this is because our location has proved to be a major attraction to inward investors and developers as well as continuing to be a place that indigenous businesses call home. Key employment sectors in the district are wholesale and retail trade, transport and storage, manufacturing and professional, scientific and technical activities.

As of 2018, 52 of the top 200 Leicester and Leicestershire businesses are based in North West Leicestershire representing variety of sectors.

Based on the Grant Thornton Sustainable Growth Index 2018, the Council is rated 38th out of 324 English local authorities in terms of prosperity.



As of June 2021, the Claimant Count (a measure of the number of people claiming benefits in relation to unemployment) stood at 3.3% comparing favourably with the regional (4.8%) and national figures (5.6%) but there is universal concern that, as a fall out from Covid-19, unemployment will increase later this year when furlough comes to an end. There were 19,500 employees who were furloughed as at March 2021.

We are very proud that our district lies at the heart of the National Forest which spans across parts of Derbyshire, Leicestershire and Staffordshire. We are a key partner in an ongoing project that is transforming former mining areas through tree planting and forest activities which has seen the tree coverage of our district go from 4% to 24% and the emergence of forest towns.

The overall picture for North West Leicestershire is one of general good health compared with many other areas of the country. There is however a 10-year difference in the average age of people dying between the highest and lowest super output areas in the district. The ageing demographic will see the number and proportion of over 65s rise to account for over one quarter of the population by 2041.

Our district is safe in comparison with regional and national crime rates, though we do have some issues relating to our accessibility, with the two motorways leaving us open to transient crime, and the airport experiences slightly higher arrest rates. Tackling domestic abuse and sexual offences are a priority for us and our emerging issues are County Lines, modern slavery and cyber-crime. The council priorities are refreshed annually, taking account of the

evidence base collected from a variety of sources. The council agreed the new Council Delivery Plan at its meeting in November 2020, building on the previous priorities and setting the direction for the next four years. The Council Delivery Plan is a strategic document which is underpinned by more detailed service plans and a performance framework that explains what we want to do, how we plan to do it and how we'll measure whether we're on track to achieve it.

Alongside the rest of the nation, North West Leicestershire currently faces a number of challenges in our communities as we tackle the Covid-19 pandemic. This has seen an extension in the support being provided to businesses and communities to safeguard the district's future and ensure a successful recovery from the pandemic.

2. The council

Governance

We operate a cabinet style government with separation of executive and scrutiny functions. All Cabinet members have been allocated a specific portfolio and are responsible for driving forward the Council's key strategic aims.

Political structure in 2020/21

The Council's political structure in 2020/21 was:

- Conservative Party – 22 councillors
- Labour Party – 9 councillors
- Liberal Democrat Party – 4 councillors
- Independent – 2 councillors
- Green Party – 1 councillor

The council's Leader, Councillor Richard Blunt was re-elected in June 2020. Councillor Blunt subsequently appointed six Cabinet Members for various portfolios and the delegation of executive functions.

Chief Officer Structure

Councillors are supported by the Corporate Leadership Team (CLT) which is led by the Council's chief Executive Bev Smith. CLT are responsible for the overall management of the Council, for setting and monitoring overall direction and ensuring high performance in the delivery of council services. Including the Chief Executive, CLT is made up of eleven members: two Strategic Directors and eight Heads of Service (which include the Monitoring Officer and Section 151 Officer).

Reviewing our governance

Every year we undertake a review of our governance framework, assessing against the principles of the CIPFA/SOLACE Framework 'Delivering Good Governance in Local Government' 2016. This review of effectiveness is informed by the work of senior managers and directors within the Council who have responsibility for the development and maintenance of the internal control environment, the Internal Audit Annual Report, the work of the Audit and

Governance Committee plus the comments of external auditors and other review agencies and inspectorates. Our Annual Governance Statement summarises our view of the arrangements and can be found on our [website](#).

Our priorities

The Council's vision is that "North West Leicestershire is a place where people and business belong and are proud to call home". Our Council Delivery Plan for 2020/21 sets out our priorities and aims for the coming years. Our priority areas are:

- Supporting Coalville to be a more vibrant, family friendly town.
- Our communities are safe, healthy and connected.
- Local people live in high quality, affordable homes.
- Supporting business and helping people into local jobs.
- Developing a clean and green district.

The priorities are underpinned by a balanced budget, set in February each year, a constant focus on value for

money, local income generation where appropriate and a prudent approach to future challenges to our funding and expenditure.

Our vision is supported by four key programmes that were launched in 2017/18, each of which oversee the delivery of multiple projects:

- **Customer First** – making sure we put customers at the heart of what we do, driving and improving services and increasing the choice customers have in where, when and how they engage with the council
- **Place** – co-ordinating projects that will develop and shape our environment, both built and natural, ensuring delivery of quality homes and facilities for our residents and business
- **People** – making sure we develop our staff to have the skills for a 21st century business, valuing our staff and transforming the organisation
- **Journey to Self-sufficiency** – having effective financial management that increases our resilience and adaptability to changing financial pressures.

Who works for the council?

The council employs 558 individuals across a wide range of services, many of whom are part-time and hold multiple roles. Our full time equivalent number of employees is 480 and 10 of these are apprenticeship roles. The majority of the council's services are provided in-house, and our employed positions reflect this, with roles across many job types including manual operatives, skilled tradesmen and accredited service professionals.

Our People Plan

Our People Plan sets an ambition to develop a sustainable, ambitious, effective and efficient workforce that reflects the local communities we serve. The plan was developed in 2018 is based on five themes:

- Being an employer of Choice.
- Developing and Supporting Staff.
- Leadership.
- Happy and Healthy workforce.
- Communicate and Listen.

We have made good progress against the plan including gaining Investors In People accreditation in 2019.

Our Values

In 2019 we adopted corporate values with staff which reflect how we want to be as a Council:

Trust – We are honest, fair and transparent and we value trust

Respect – We respect each other and our customers in a diverse, professional and supportive environment

Excellence – We will always work to be the best that we can be

Pride – We are proud of the role we play in making North West Leicestershire a happy, healthy and vibrant place to live and work

Growth – We will work together to grow and continually improve.

3. The council's non-financial performance

Over the last year we have made significant progress towards our priorities. Below is a summary of some of our key achievements for the 2020/21 year under each of the council's five priorities.

Supporting Coalville to be a more vibrant family friendly town

- Delivery of the Coalville Regeneration Framework commenced with progress made towards a potential new leisure development proposal located adjacent to the shopping centre and considerations/involvement in the potential refurbishment of a town centre property.
- Work to obtain consents and approvals for the redevelopment of Marlborough Square was further progressed.

- The completion of the refurbishment work to the new indoor market on Marlborough Square, and the handover of the building from the contractors. Plans are now being developed for the decoration, theming and fit out of the building with fixtures and fitting.
- Significant support has been provided to the market traders in the existing market hall as they have continued to manage the impacts of the COVID-19 restrictions and changes. 22 new traders have joined the market during the past year which has contributed significantly to the vibrancy and effectiveness of the existing market location.
- Work has been continuing with a number of landlords to bring buildings with heritage value back into use while seeking to enhance the contribution the buildings make to the quality of the street scene.

- Worked with the owners of the Belvoir Shopping Centre to continue to seek to improve the attractiveness and appeal of the centre to new retail businesses.

Our communities are safe, healthy and connected

- Significant progress has continued to be made on the construction of the new Leisure Centre in Coalville/Whitwick. The main structure is now complete and work on the glazing is underway.
- We have continued to work with our community partners at Measham Leisure Centre and Ibstock Leisure Complex to develop and improve the facilities at these locations, and further work will progress when COVID-19 regulations and uses are diminished.
- Five Neighbourhood plans are in the process of being developed.

Local people live in high quality, affordable homes

- All new major housing planning proposals submitted in the period achieved a high quality design in line with the standards contained in the Council's good design guide.
- Our plans to invest up to £5 million to upgrade tenants' homes and their neighbourhoods were significantly impacted by the COVID-19 pandemic which led to the slowing of the various work streams and issues around safe working in people's homes to maintain the safety of our tenants and the workforce. This work has now resumed and the programme of works will continue.
- Our objective to provide at least 15 new council homes was exceeded

with 24 new homes added to the council's portfolio this year.

- £3.4 million was spent on capital improvements work on our estates including £300,000 on parking improvements.

Support for businesses and helping people into local jobs

- The key focus of Economic Development work has been to assist business recovery during the COVID-19 pandemic. This has included virtual jobs fairs, business support and advice and grant funding opportunities.
- Options for Moira Furnace have been considered and a business plan based upon the recommended option is now being developed.

- Local companies are being engaged and assisting with supplying to the construction of the new Whitwick and Coalville Leisure Centre, with 18% of all materials from local suppliers generating a local economic value in excess of £1.6 million.
- The economic development team provided support and information to local businesses on the new rules on trading with the EU in the post-Brexit world.
- Utilising government funding we developed a range of initiatives to reopen our high streets in accordance with COVID-19 safety measures and we have continued to support the "shop local" messaging to encourage local spending.

Developing a clean and green district

- The Council's recycling rates increased by 1.3% during the year from the previous year's total of 45%. Our "Recycle More" campaign has contributed to this increase which also included the introduction of household batteries and mobile phone recycling.
- A weekly food waste collection was introduced in the Measham and surrounding villages area. The combined collection of food waste from the new trail in Measham and the existing arrangements in Coalville led to the recycling of 63.58 tonnes of food waste while 1.2 tonnes of batteries were collected in the quarter, making a total of 4.2 tonnes collected in the year.



Covid 19

The Covid19 pandemic has had a significant impact on the Council as well as the communities of North West Leicestershire. In the next section, we cover how the Council's finances have been impacted by Covid. Over the last year, we have worked with communities and other service organisations to provide support to individuals, groups and business and we will continue to work to ensure that North West Leicestershire recovers well from the impact of the pandemic. Our response has included:

- We responded quickly implementing a full response and recovery structure to manage and mitigate the impact of the pandemic.
- Service cessation, transformation and recovery programme to coincide with rising tide of cases and changing government restrictions.
- Implementation of community hub and volunteer co-ordination to provide support to those most vulnerable. New service established for food support, medication, tackling self-isolation, housing advice and signposting.
- We implemented a significant business grant programmes and support to business including skills retraining and support to furloughed employees.
- We provided financial support to our contractor to provide support for leisure provision.
- We have developed and are implementing an economic recovery plan.
- A full analysis of the financial impact of Covid on council finances has been completed.
- Resource allocation and re prioritisation of council delivery plan to ensure capacity and resilience to deliver against emerging priorities
- We have established a Covid Marshall team to deal with compliance together with reallocation of resource to support business and deal with enforcement issues related to Covid and the re-opening of the night time economy.
- We have worked throughout with Public Health England colleagues and other health agencies to tackle cases and support the vaccination programme.

4. The council's financial performance

Financial Outturn for 2020/21

The Council has two main accounts, the General Fund and Housing Revenue Account as well as a Special Expenses account covering services to parishes and unparished areas. Each account has a revenue budget for provision of services and a capital budget for delivery of significant projects.

General Fund

Our General Fund account summarises the expenditure on the council's main services which are paid for in part by council tax.

We budgeted to contribute £630,000 into our self-sufficiency reserve balances in 2020/21. However, there was a modest deficit of £32,000 at outturn.

The deficit was largely due to the COVID pandemic. We incurred additional costs in order to make our services COVID safe, especially refuse and recycling collections, and lost significant levels of income, particularly at our Leisure Centres. The Government provided grants to cover some, but not all of these losses, and this coupled with a delay to our Journey to Self Sufficiency Programme resulted in a small overspend in 2020/21.

A more detailed review of variances is shown overleaf.

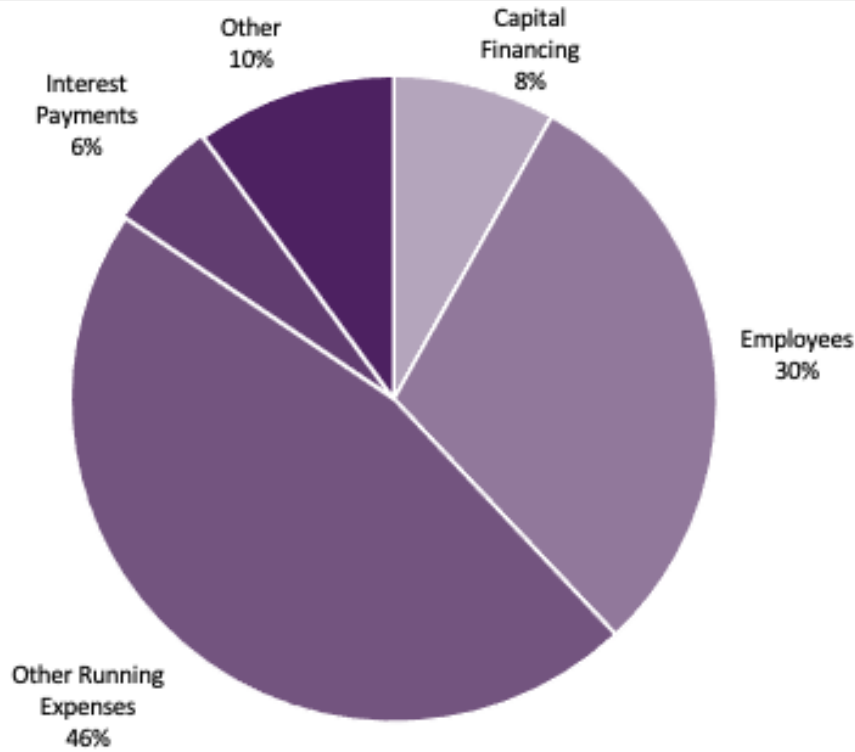
General Fund		Original Estimate	2020/21 Provisional Outturn	Provisional Variance
		£'000	£'000	£'000
TOTAL DISTRICT EXPENSES				
1	Chief Executive	368	363	-5
2	HR and Organisational Development	648	640	-8
3	Legal and Commercial Services	1,412	1,379	-33
4	Strategic Director of Place	359	361	2
5	Community Services	6,297	8,391	2,094
6	Planning & Infrastructure	492	347	-145
7	Economic Development	828	831	3
8	Joint Strategic Planning	12	12	0
9	Customer Services	3,100	2,822	-278
10	Finance	962	1,048	86
11	Strategic Housing	535	520	-15
12	Non-Distributed Costs	93	72	-21
13	Corporate and Democratic Core	39	43	4
14	Journey to Self-Sufficiency Savings	-570	-116	454
15	Climate Change Reserve	885	885	0
16	Net Recharges	-1,470	-1,320	150
17	Asset Adjustment	0	-716	-716
18	Net Financing Costs	1,210	1,216	6
19	Investment Income	-191	-138	53
20	Localisation of Council Tax Grant	89	89	0
21	Revenue Contribution to Capital	115	147	32
22	Debt Restructuring Premium	0	23	23
23	Transfer to Reserves	0	4,801	4,801
24	Transfer to Other	0	7	7
25	COVID Response	0	704	704
Net Revenue Expenditure		15,213	22,412	7,199
26	New Homes Bonus	3,411	3,411	0
27	Transfer from Collection Fund	66	66	0
28	Other Grants	0	1,755	1,755
29	Council Tax	5,484	5,484	0
30	National Non Domestic Rates Baseline	6,882	11,664	4,782
Total Funding		15,843	22,380	6,537
31	General Fund Surplus/(Deficit)	630	-32	-662

The analysis opposite shows the major variances in the General Fund revenue budget for 2020/21. The majority of the adverse variances are associated with the loss of income from services suspensions during the pandemic as well as the additional costs associated with providing essential services in a COVID safe manner.

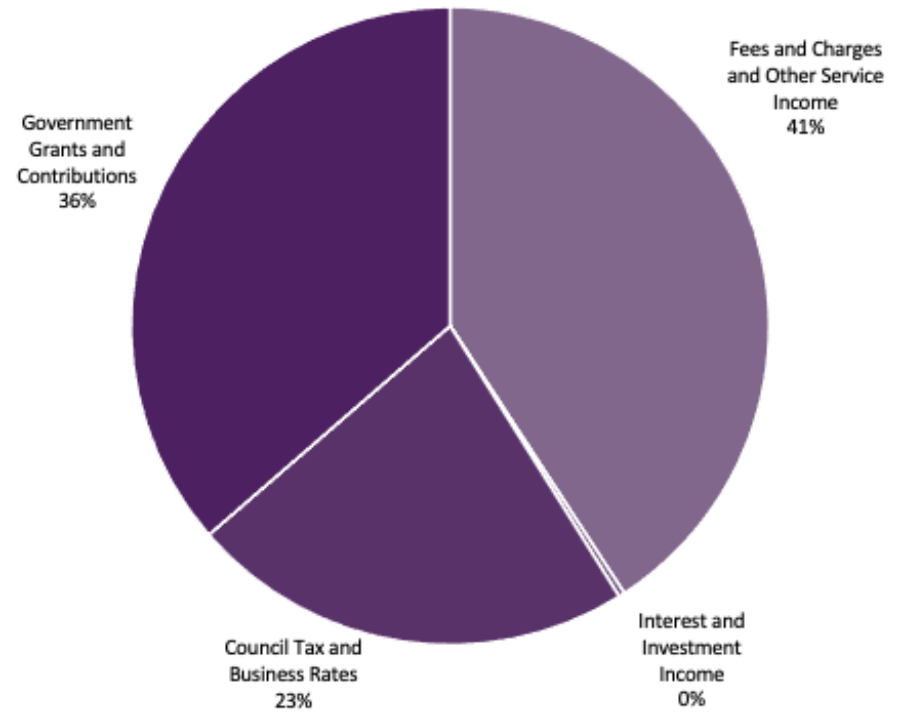
Favourable variances are largely attributed to underspends in budgets due to the pandemic restricting activity and also the additional resources received by way of COVID support from the Government.

Major Variances	£'000	£'000
Adverse Variances		
Additional cost of COVID secure waste services	-549	
Leisure Centres loss of income	-535	
Grounds Maintenance Service loss of income	-234	
Other unanticipated additional COVID costs	-479	
Delay in efficiency savings due to focus on COVID	-454	
Additional ICT expenditure	-63	
Planning Income loss	-200	
		-2,514
Favourable		
Reduced repairs to the office	207	
Revenues and Benefits	90	
Local Plan underspends	87	
High Speed 2	82	
COVID funding	1,360	
New Burdens Funding Associated with COVID	355	
		2,181
Other smaller variances		-329
Total Variance for 2020/21 General Fund		-662

Where the money is spent General Fund 2020/21



Where the money comes from 2020/21



These analyses are taken from note 23, Expenditure and Income Analysed by Nature.

Special Expenses

When the district council provides services on behalf of a parish, or because there is no parish council in that area, these become special expenses of the district council and are only charged to the council tax payers in that area. Special expenses are paid to the district council for maintaining parks, play areas, allotments, burial grounds, grass verges and any other open spaces owned by the council.

The contribution to Special Expenses reserves increased by £70,000 more than anticipated. This was due to a number of planned events not taking place in the pandemic and a reduction in maintenance due to COVID.



Housing Revenue Account (HRA)

The Housing Revenue Account summarises income and expenditure relating to the rented housing accommodation of nearly 4,200 homes provided by the Council.

The HRA is a ring-fenced account, meaning that HRA funds are maintained separately from other council finances and must only be spent on the council's housing stock and tenants' services. Its primary source of income is from collecting £17.9 million of rent from properties let at either social or affordable rental rates.

The HRA budgeted a surplus of £2.8 million but achieved a surplus of £2.6 million due to a number of variances. The most significant of these variances included lower than anticipated efficiency savings (£225,000) and lower income than budgeted (£175,000) but this was partially offset by salary savings (£236,000) and underspends as a result of the pandemic (£126,000).

In 2012 the HRA took on £76.8 million of debt to purchase its housing stock from the formal Housing Revenue Account Subsidy system. Since 2012 we have retained surpluses with the intention of repaying the first £13.0 million of loans that fall due in March 2022.

With balances at the end of the year totalling £19.4 million we are in a position to repay these loans and have £6.4 million remaining. We can use these balances flexibly in the future to

respond to opportunities, such as acquiring new homes, improving our existing ones or continuing to repay the debt.

Where the money is spent: HRA 2020/21

Housing Revenue Account Outturn 2020/21

	Budget	Outturn	Variance
Repairs and Maintenance	5,256	5,348	92
Supervision and Management	2,469	2,318	-151
Capital Financing Costs (Depreciation and Impairment)	4,076	4,182	106
Provision for Doubtful Debts	100	112	12
Total Expenditure	11,901	11,960	59
Rental Income and Services Charges	-17,952	-17,857	95
Net Cost of Services	-6,051	-5,897	154
Capital Financing (Principal & Interest)	3,382	3,339	-43
Investment Income	-110	-67	43
Net (Surplus) / Deficit	-2,779	-2,625	154

Expenditure	Outturn		Planned			
	2020/21	2021/22	2022/23	2023/24	2024/25	2025/26
	£'000	£'000	£'000	£'000	£'000	£'000
Housing Improvements and Modernisations	3,380	8,928	7,274	7,225	6,885	6,384
New Housing Supply Schemes	3,282	5,508	6,376	4,899	5,012	5,163
IT and Software	294	75	364	94	208	92
Better Care Fund	716	670	670	670	670	670
Transport Account Vehicles	173	2,493	526	505	561	0
Various Property Works	78	4,258	591	709	864	0
Leisure	8,170	10,579	3,004	0	0	0
Parks and Recreational Grounds	2	50	0	0	0	0
Appleby Magna Caravan Site	54	610	0	0	0	0
Coalville Market Provision	516	0	0	0	0	0
Car Parking	0	47	0	0	0	0
Other Capital Expenditure	107	1,383	720	960	0	0
Total Expenditure	16,771	34,601	19,525	15,062	14,200	12,309
Funding	£'000	£'000	£'000	£'000	£'000	£'000
Grants	863	670	670	670	670	670
Contributions	6	271	4	0	0	0
Capital Receipts	3,294	8,152	3,338	3,198	3,233	3,252
Reserves	2,523	5,949	0	0	0	0
Revenue	3,374	6,131	10,308	8,926	8,664	8,295
Borrowing	6,711	13,428	5,205	2,268	1,633	92
Total Funding	16,771	34,601	19,525	15,062	14,200	12,309

Capital

We spent £10.1 million on capital schemes in the General Fund and £6.7 million in the Housing Revenue Account in 2020/21. The main areas of spending were on our new Leisure Centre in Coalville which will open during 2022 and on home improvements and new home building.

This investment over the next five years will support our priorities and includes:

- £13.5 million for the building of the brand new leisure centre in Coalville
- £3.7 million budgeted for the upgrade of the council offices
- £1.6 million for the regeneration of Coalville
- £22.5 million in maintaining the Decent homes standard for our 4,191 council homes
- £26.5 million in developing new council homes
- £3.3 million on adapting residents' homes through Disabled Facilities Grants

Our Assets and Liabilities

Pension Liabilities

£63.3 million

This is how much the council owes across future years offset by the value of assets invested in the pension fund. Net liabilities increased by £18.6 million during 2020/21 due mainly to actuarial losses.

The pension fund, which is a Local Government Pension Scheme, is revalued every three years to set the future contribution rates. The next valuation is due in 2022. The Council currently pays a higher contribution rate, currently 19.3% plus a cash payment of £3.2 million in order to offset the net liabilities on the scheme.

Cash flow

£20.9 million

The Council's cash flow shows an increase of £10 million in its cash and cash equivalents from the previous

year which was largely due to a reduction in short term investments held by £10.5 million. Generally, cash balances have been healthy throughout the year and the Council invests these in accordance with its Treasury Management Strategy Statement which aims to minimise risk to these balances.

Interest payable was slightly lower (£25,000) than last year but interest receivable was £286,000 lower due to continuing low interest rates.

Borrowing

£79.5 million

As at 31 March 2021 the Council has total external borrowing of £79.5 million, a reduction of £1.1 million when compared with last year. The majority of this borrowing was taken out to fund the Housing Revenue Account self-financing and are made up of Public Works Loan Board loans. £13 million of loans are due to be paid in 2022. All of our borrowing complies with the Prudential Code which means

it is prudent, sustainable and affordable.

Provisions

£2.01 million

This provision for Business Rates appeals was created as a result of the adoption in 2013/14 of the Business Rates Retention scheme through which the Council bears part of the risk for future appeals. The Council's estimate of the value of outstanding appeals up to 31 March 2021 is £5.0 million (£4.4 million as at 31 March 2020), the value of appeals used in completing the Collection Fund position as at 31 March 2021. The Council receives 40% of business rates as part of the localised system and must therefore bear 40% of the appeals provision which is £2.01 million.

Financial Position

We have maintained a strong financial position despite the financial challenges we face, with net assets increasing by £0.25 million between 2019/20 and 2020/21.



Financial health

The Council has maintained a good level of financial health but like all local authorities faces significant pressures from reduced funding, demand pressures and the longer-term impact of COVID.

Usable Revenue Reserves

Usable revenue reserves is the most recognised and accepted measure of Local Government financial health. They help the Council to cope with unpredictable financial pressures and plan for future spending commitments. The Council will continue to use reserves to balance competing pressures for example:

- Using reserves to offset funding reductions and protect services – although this can only be a short-term strategy as reserves are a one-off funding resource – the Journey to Self Sufficiency Reserve is held to provide resources to meet anticipated funding reductions

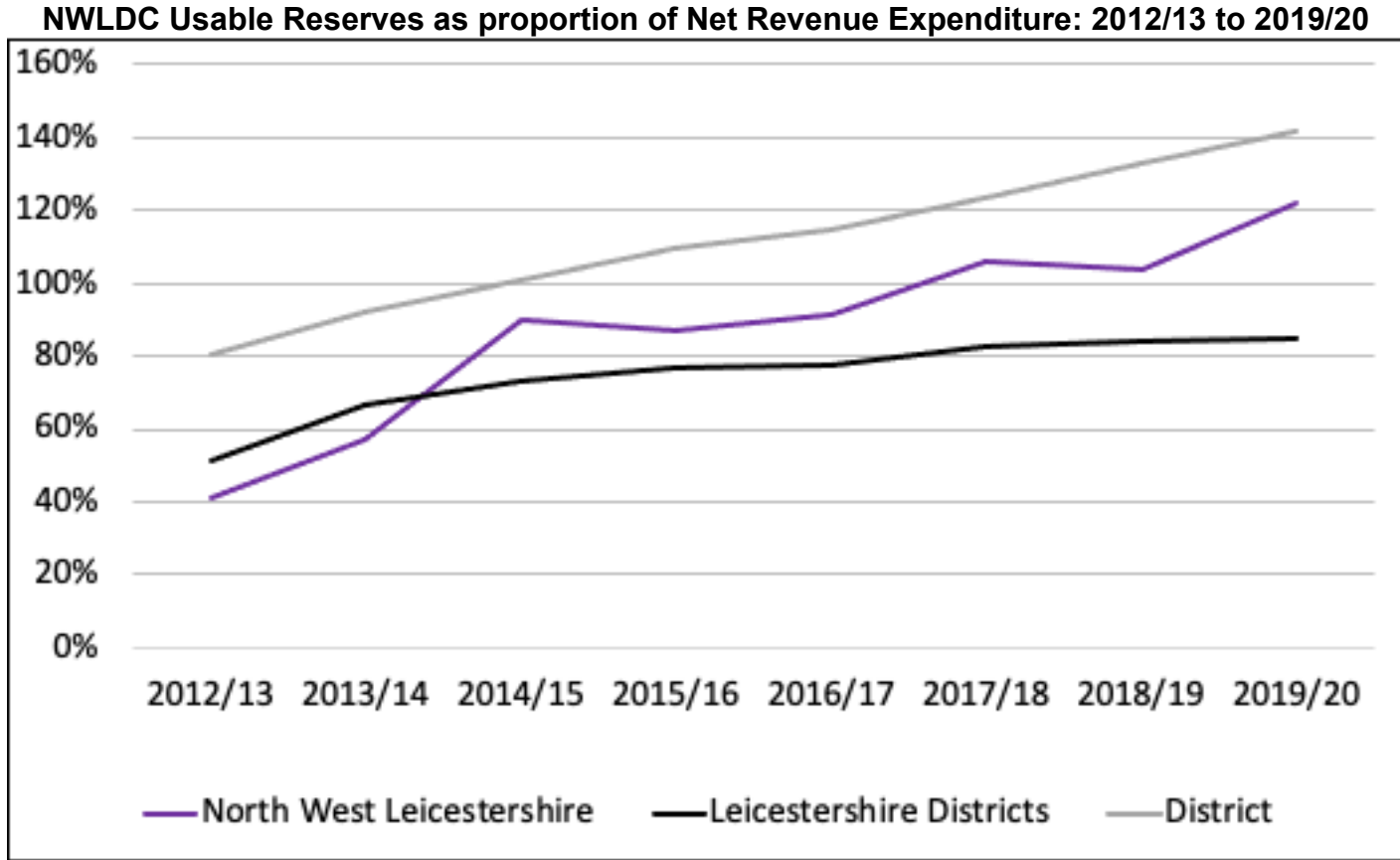
which will provide time and resources to adapt the authority for lower levels of funding

- Using reserves to provide ‘one-off’ expenditure to meet corporate priorities.
- Investing in making changes that reduce the cost of providing services in the longer-term.
- Increasing reserves to strengthen resilience against future, uncertain cost pressures.

General Fund usable revenue reserve balances at 31 March 2021 were £21.5 million in 2020/21, an increase of £4.7 million on the previous year. Most of this increase is due to COVID grant allocations that will be spent in early 2021/22 and when the effect of this is removed, usable revenue reserves remained at similar levels. The HRA has usable revenue reserves of £19.4m, an increase of £2.6 million compared with 2019/20. £13 million of

these reserves will be used to pay off borrowing in 2022 which will reduce capital financing costs.

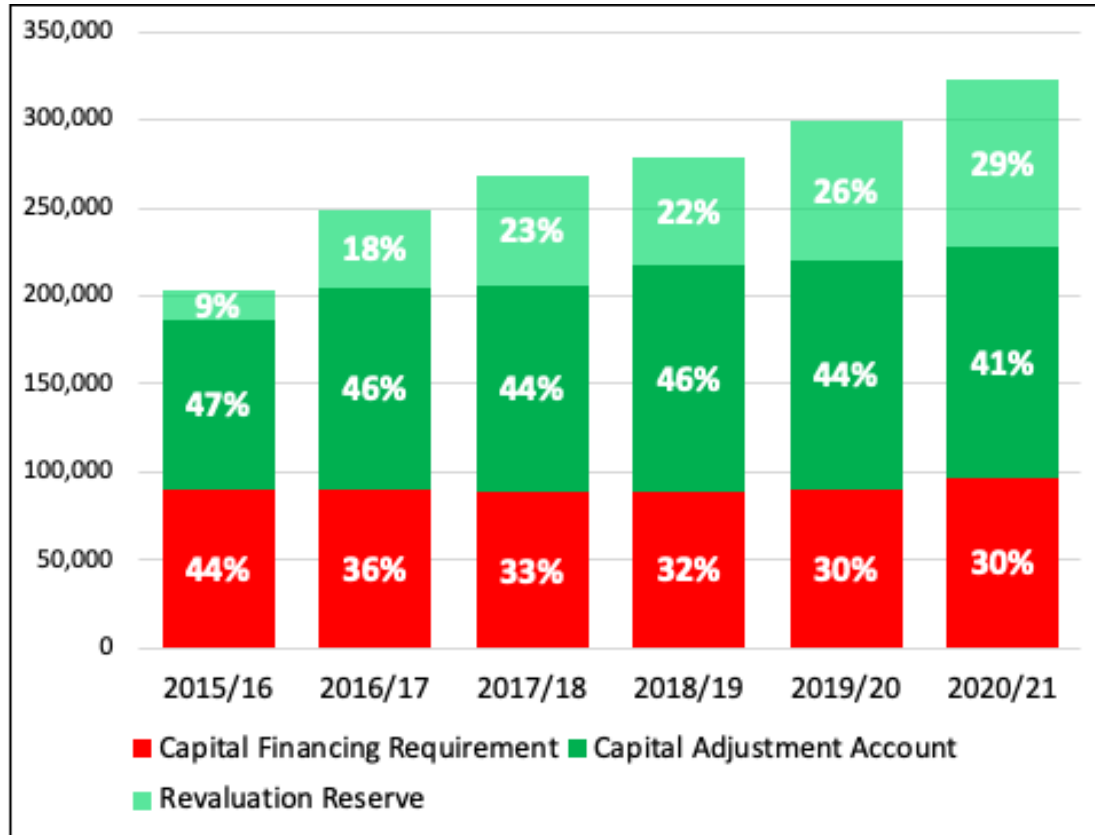
Usable revenue reserve levels are reasonably healthy when compared with other authorities as shown in the graph below which compares North West Leicestershire with other districts, Leicestershire districts and a selection of similar ‘CIPFA family’ districts.



The level of reserves has increased in recent years as additional growth from business rates has been set aside in our Journey to Self Sufficiency Reserve. This will be used over the next few years as the Council adapts to reduced funding in a way that protects services and delivers efficiencies in the way we work.

Looking forward, we will continue to monitor reserve levels to ensure that we retain sufficient balances to deliver our key priorities whilst maintaining sufficient financial resilience in order to protect service provision.

NWLDC Capital Health: 2015/16 to 2020/21: Debt Gearing (shown in red)



Capital health

The Council has an ambitious capital programme which includes large projects such as the building of Coalville Leisure Centre, improvements to Coalville Town Centre and significant investment in new and existing homes. In order to effectively undertake these significant projects, we monitor our capital health to ensure that any borrowing we make is prudent, affordable and sustainable.

The Capital Financing Requirement in the accounts (note 31) effectively shows the proportion of our assets which are not yet funded and so are subject to borrowing. The balance sheet shows how much of that borrowing is external (mainly from the Government) and the remainder is called 'internal borrowing' the use of our own cash flows.

The graph shows that, over the last few years, our capital financing requirement, effectively our debt gearing, shown in red, has changed as a proportion of the value of our assets. The Capital Adjustment Account, in a darker green shade, effectively shows the proportion of our assets which are funded and the Revaluation Reserve, in lighter green, the increase in the value of our assets since we acquired them.

The graph shows that our debt gearing has reduced over the last few years from 44% in 2015/16 to 30% in 2020/21. This is because we are making provision to repay loans each year. Our debt gearing at is lower than the district average (35% in 2019/20) as well as the Leicestershire districts average (31% in 201/20).

At 31 March 2021 our level of borrowing was £79.5 million, which was £1.1 million lower than the previous year due to the repayment of annuity loans taken out in 2012 as part of Housing Revenue Account self-financing. We did not borrow in 2020/21 and our balance sheet forecast presented to Council in February 2019 shows that the authority does not expect to need to borrow until 2022/23 as a result of utilising internal reserves held to fund our new Coalville Leisure Centre.

Looking forward, the Council will adopt a Capital Strategy which will ensure that it is able to deliver key **corporate priorities** but in a way that ensures that capital expenditure is prudent, affordable and sustainable.



Funding Outlook

Like all authorities, North West Leicestershire has received significant reductions in funding in recent years and anticipates future reductions as well as pressures on services. The Council, unlike some other authorities, receives no Revenue Support Grant and its entire funding comes from Council Tax, Business Rates and New Homes Bonus. The outlook in respect of each of these income streams is considered below:

- **Council Tax** – the Collection Fund statement shows that we collected £65.1 million in Council Tax but retained only about 9% of this with the majority being passed on to the County Council, Police and Fire services and parish councils. North West Leicestershire froze its share of the Council Tax in 2021/22 for the eleventh consecutive year which means all of our growth in respect of council tax income results from growth in the number of homes in North West Leicestershire. The COVID pandemic has had the effect of

increasing Council Tax Support and also non payment, both of which will reduce Council Tax income in the next years.

- **Business Rates** – the Council collected £59.2 million in business rates income in 2020/21 but retained £6.8 million with the remainder being returned to the Government to fund other local services. A significant proportion of the amount retained is due to accumulated growth of business rates in the area which the Council is able to keep as part of the Government's business rates localisation scheme. A planned reset of this scheme will significantly reduce the Council's income from business rates in the medium term.
- **New Homes Bonus** – the Council received £3.4 million in New Homes Bonus in 2020/21 an amount significantly above average reflecting the significant home growth in the district. However, the

Government reduced the size of this reward in 2021/22 and is set to reduce it further in 2022/23. Beyond this point, it is uncertain whether this funding stream will be maintained and this will have a further detrimental impact on the Council's funding position.

Our Medium-Term Financial Strategy and Journey to Self-Sufficiency Programme

The Government had planned to implement a Fair Funding Review in 2021 but this has been delayed twice and is set for further delay due to the pandemic. The review seems set to reduce the Council's growth incentive from both business rates and New Homes Bonus as set out above and taken together with the longer-term impact of COVID, we will seek to review and accelerate our Medium Term Financial Strategy in order to secure service delivery in a financially resilient manner.

Our Medium Term Financial Strategy (MTFS) was adopted by Cabinet in February 2018. The strategy introduced our approach in assessing the council's rolling five year position and the likely financial resources required to deliver strategic priorities and essential services.

The strategy also launched our Journey to Self-Sufficiency programme that promotes self-sufficiency and the safeguarding of the Council's financial position against anticipated future

central government funding changes in the General Fund whilst also maximising the use of government grant and local income. The ethos of the programme is to enhance the cost-effectiveness of the Council's activities in spite of, rather than because of a negative financial outlook. As such, the programme reflects a council-wide approach, incorporating the Housing Revenue Account as well as the General Fund so that the Council can manage its self-sufficient HRA even more effectively as well as create a self-sufficient General Fund in the short-term.

The savings incorporated into our budget and plans are designed to reduce our base budget and manage the impact of increasing cost pressures and, from 2021 and future years, an anticipated significant reduction in retained business rates income and New Homes Bonus funding, pending firmer detail from central government on changes to these critical funding streams.

Our well established self-sufficiency reserve, contributed to each year since 2017/18, remains set aside to fund projects and new initiatives to achieve General Fund savings and, where necessary, will also be used to balance future projected deficit General Fund budgets.

As at 31 March 2020, the self-sufficiency reserve stood at £6.3 million. It was originally planned for budget surpluses to arise in 2020/21 and 2021/22 to be contributed to this reserve, however, the COVID pandemic has meant that no surplus was delivered in 2020/21 and is unlikely to be achieved in 2021/22. As at 31 March 2021, the self-sufficiency reserve stood at £6.3 million. A revised plan will be considered in autumn 2021 for consideration in the budget setting process for 2022/23.

Our Medium Term Financial Strategy 2018 – 2023 can be found on our website [here](#).

5. Risk Management

We have a Risk Management Policy in place which was approved on 1 May 2018. This policy has been reviewed and an updated version is expected to be approved by Cabinet in September 2021.

The overall objective of the Council's risk management approach is the identification, analysis, management and financial control of those risks which can most impact on the Council's ability to pursue its approved delivery plan.

A Corporate Risk Register, approved by the Corporate Leadership Team and Elected Members is in place. The Corporate Risk Register is a live document constantly under review to ascertain progress on managed risks and new risks that could impact on the Council. Our risk review cycle aligns with the service planning process and service risks monitored by service areas.

The Corporate Risk Group is represented by each of the Council's services. The CRG identify new risks and review the corporate risk register, whilst the review of all risk management activity is part of the terms of reference of the Audit and Governance Committee. Risks are reported to Cabinet as part of the Quarterly Performance Management Report. In addition, all reports to Council, Cabinet and Committees have a risk management section for consideration of risks associated with specific decisions. All service areas and corporate projects maintain service and project based risk registers.

Set out overleaf are the key risks from the Council's corporate risk register.

Risk Description	Cause and Consequence	Inherent Risk Score	Control Measures	Residual Risk Score
Death / Serious Harm to vulnerable person receiving council service	Poor safeguarding or service failure leading to death / serious harm to vulnerable person resulting in reputational damage and loss of confidence in the Council.	12	<ul style="list-style-type: none"> • Identified corporate leads • Safeguarding Team • Safeguarding Policy • Regular meetings of Designated Safety Officers • Quarterly management reporting and annual report and action plan 	6
Mismanagement of Council finances	Poor financial systems and/or budgetary control resulting in government intervention and/or special measures and adverse publicity.	16	<ul style="list-style-type: none"> • Regular budget monitoring and reporting • Regular internal and external audit • AGS action plan • New finance system 	4
Insufficient resources due to unplanned absence/vacancies or change in financial picture	Failure to resources plan adequately so Council or partners unable to meet statutory duties	12	<ul style="list-style-type: none"> • Advance resource planning • Medium Term Financial Plan • Sound recruitment processes • Best Employee Experience Programme 	6
Contracts not properly managed	Poor contract management or procurement resulting in additional costs, contract failure/overrun and service disruption	9	<ul style="list-style-type: none"> • Procurement strategy in place • Additional external expertise utilised as necessary 	6
Data protection breach – loss or unlawful use of personal data	Systems / staff failure resulting in adverse publicity and investigation / penalties from Information Commissioner	9	<ul style="list-style-type: none"> • Council has dedicated SIRO / DPO • Regular information governance training 	4
Failure to respond appropriately to an emergency	Inadequate business continuity management results in risks to public, breakdown in relationship with other responders and adverse publicity	12	<ul style="list-style-type: none"> • Business Continuity Plans (BCP) and relevant policies and procedures • LRF partnership 	4

Infiltration of ICT systems	Systems insufficient or lapse in security awareness resulting in ICT failure from cyber attack	16	<ul style="list-style-type: none"> Fully resilient environment in place Cyber security awareness training Twice annually phishing campaigns 	6
Risk Description	Cause and Consequence	Inherent Risk Score	Control Measures	Residual Risk Score
Projects are poorly managed	Poor management of projects resulting in failure to achieve corporate objectives	12	<ul style="list-style-type: none"> Properly convened project teams Project framework published 	6
Council makes ultra vires decisions	Lack of understanding results in unlawful decision resulting in potential litigation / intervention and reputational damage	12	<ul style="list-style-type: none"> Governance policy and procedures in place and subject to annual review 	4
Council is subject to fraud, corruption or theft	Poor controls resulting in financial and reputation damage to the council	12	<ul style="list-style-type: none"> Anti-Fraud and Corruption Policy Internal Audit work plan and reviews Trained Fraud Officers in Revenues and Benefits 	6
Reduced income	Council suffers reduction in funding income or fees and charges resulting in reductions in service	12	<ul style="list-style-type: none"> Medium Term Financial Strategy Annual budget process 	6
Council is affected by Local Government Reorganisation	Local Government re-organisation results in significant disruption to service, communities and employees	12	<ul style="list-style-type: none"> Active engagement with political leaders and Chief Executives across the County and wider region. 	6
Council is affected by UKs departure from the EU and possible 'no deal' Brexit.		16	<ul style="list-style-type: none"> Engagement with national local government groups for border control Leicestershire Resilience Forum 	6
Council is subject to large scale reduction in staffing / supplies etc due to national economic situations	Pandemic or other national infrastructure interruption resulting in supply chain issues and resulting impact on services	16	<ul style="list-style-type: none"> Active participation in Leicestershire Resilience Forum 	6
Council is affected by long term impact of COVID	Service provision disrupted due to ongoing	Not scored	<ul style="list-style-type: none"> Work ongoing to assess impact of the risk. 	Not scored

6. Basis of preparation

When assessing what to include in these financial statements, the principle of materiality has been applied. This ensures that the core issues considered to have an impact on the council's strategies, governance, performance and aspirations in respect of matters such as the services it provides and the wellbeing of its local community, are presented. This includes matters that are ordinarily outside of the scope of financial reporting but which are deemed to have a significant effect on the authority's ability to meet its objectives. Where information in this report is based on other information published by the council, it is prepared on that same basis, and is reconcilable and referenced to that published information.



The Statement of Responsibilities for the Statement of Accounts

The Council's Responsibilities

The Council is required: -

- To make arrangements for the proper administration of its financial affairs and to secure that one of its officers has the responsibility for the administration of those affairs. In this Council, that officer is the Head of Finance
- To manage its affairs to secure economic, efficient and effective use of resources and safeguard its assets
- To approve the Statement of Accounts.

The Responsibilities of the S151 Officer

The Section 151 Officer is responsible for the preparation of the Council's Statement of Accounts in accordance with proper practices as set out in the CIPFA Code of Practice on Local Authority Accounting in the United Kingdom ('the Code of Practice'). In preparing this Statement of Accounts, the S151 Officer has: -

- Selected suitable accounting policies and then applied them consistently;
- Made judgements and estimates that were reasonable and prudent;
- Complied with the Code of Practice.

The S151 Officer has also: -

- Kept proper accounting records which were up-to-date;
- Taken reasonable steps for the prevention and detection of fraud and other irregularities.

I certify that the Statement of Accounts gives a true and fair view of the financial position of the Council at the accounting date and its income and expenditure for the year ended 31 March 2021.



21/04/23

Glenn Hammons
Interim Head of Finance and S151 Officer

Date



23/04/23

Councillor Stuart Gillard
Chair of Audit and Governance Committee

Date

Section 2 Core Statements

Core Statements

1. Introduction

The following pages summarise the financial activities of North West Leicestershire District Council for 2020/21. The council's Accounts have been produced in accordance with the *Code of Practice on Local Authority Accounting 2020/21* and the service reporting code of Practice 2020/21, supported by the International Financial Reporting Standards (IFRS). Explanatory notes to the accounts have been included to give further information where appropriate. The layout of the accounts follows the recommendations of the Code. For 2020/21 the accounts consist of these 'core' Financial Statements:

- **Comprehensive Income and Expenditure Statement** which shows income and expenditure of all main services. This also includes the Statement of Total Recognised Gains and Losses which shows all gains and losses of the council for the year and the aggregate change in its net worth
- **Movement in Reserves Statement** which shows the movement in the year on the different reserves held by the council analysed into 'usable' reserves

(i.e. those that can be applied to fund expenditure or reduce local taxation) and unusable reserves (i.e. those that cannot be used to fund expenditure)

- **Balance Sheet** which sets out the overall financial position of the council at 31 March 2020 showing its assets, liabilities and reserves
- **Cash Flow Statement** which summarises the movements of cash and cash equivalents into and out of the Council arising from transactions with third parties
- **The Expenditure and Funding Analysis (EFA)** – This shows how annual expenditure is used and funded from resources by the Council in comparison with how those resources by the Council are consumed or earned by the Council. It also shows how this expenditure is allocated for the decision making purposes between the council's portfolio holders
- **Notes to the Core Financial Statements** which provide explanations of key figures within the statements.

Other financial statements:

- **The Housing Revenue Account (HRA) Income & Expenditure Account and Statement of Movement on the HRA balance** – details income and expenditure on HRA services included in the whole Council Income & Expenditure Account and the latter reconciles the surplus for the year to the movement on the HRA balance.
- The collection **Fund Income and Expenditure Account** – this fulfils the Council's Statutory requirement as a billing authority to maintain a separate Collection Fund showing transactions for the Council Tax Non-domestic Rates and how these have been distributed to precepting authorities and the General Fund.
- The **Special Expenses Account** – showing income and expenditure in those areas of the district where special expenses are levied.

Comprehensive Income and Expenditure Statement

This statement shows the accounting cost in the year of providing services in accordance with generally accepted accounting practices, rather than the amount to be funded from taxation. Authorities raise taxation to cover expenditure in accordance with regulations; this may be different from the accounting cost. The taxation position is shown in the Movement in Reserves Statement.

2019/20 Restated				Notes	2020/21		
Gross Expenditure £'000	Gross Income £'000	Net Expenditure £'000			Gross Expenditure £'000	Gross Income £'000	Net Expenditure £'000
0	0	0	Chief Executive and Other Services		37	(16)	21
241	(42)	199	Human Resources & Organisational Development		4,229	(4,385)	(156)
1,189	(469)	720	Legal and Commercial Services		879	(287)	592
14,475	(4,549)	9,926	Community Services (Including Strategic Director of Place)		15,049	(2,481)	12,568
3,547	(1,670)	1,877	Planning & Infrastructure		3,616	(1,519)	2,097
1,651	(241)	1,410	Economic Development		2,128	(81)	2,047
103	(103)	0	Joint Strategic Planning		134	(134)	0
1,217	(505)	712	Housing & Asset Management - General Fund		1,283	(445)	838
15,559	(13,565)	1,994	Customer Services		16,586	(13,859)	2,727
(73)	(24)	(97)	Finance		(1,995)	(67)	(2,062)
1,012	(1)	1,011	Corporate and Democratic Core		1,081	0	1,081
(191)	0	(191)	Non Distributed Costs		14	0	14
7,183	(17,709)	(10,526)	Housing Services - HRA		9,829	(17,969)	(8,140)
45,913	(38,878)	7,035	Cost of Services		52,870	(41,243)	11,627
		8,187	Other Operating Expenditure	6			7,383
		2,146	Financing and Investment Income and Expenditure	7			3,475
		(20,411)	Taxation and Non-Specific Grant Income	8			(22,063)
		(3,043)	(Surplus)/Deficit on Provision of Services				422
		(18,782)	(Surplus)/Deficit on revaluation of non current assets				(17,894)
		0	(Surplus)/Deficit on revaluation of available for sale financial assets				0
		(18,603)	Actuarial (gains)/losses on pension assets/liabilities				18,635
		(37,385)	Other Comprehensive Income and Expenditure				741
		(40,428)	Total Comprehensive Income and Expenditure				1,163

Movement in Reserves Statement

This statement shows the movement in the year on the different reserves held by the Council, analysed into 'usable reserves' (i.e. those that can be applied to fund expenditure or reduce taxation) and unusable reserves. The statement shows how the movement in year of the authority's reserves are broken down between gains and losses incurred in accordance with generally accepted accounting practices and statutory adjustments required to return to the amounts chargeable to Council Tax or rents for the year. The net increase/decrease line shows the statutory General Fund Balance and Housing Revenue Account Balance movements in the year following those adjustments.

(Restated)	General Fund Balance £'000	Housing Revenue Account £'000	Capital Receipts Reserve £'000	Major Repairs Reserve £000	Capital Grants Unapplied £000	Total Usable Reserves £000	Unusable Reserves £000	Total Authority Reserves £000
Balance as at 1 April 2019	14,233	14,423	7,452	1,339	997	38,444	129,999	168,443
Total Comprehensive Income and Expenditure	57	2,986	0	0	0	3,043	37,385	40,428
Adjustments between accounting basis and funding basis under regulations	2,452	(617)	2,044	(805)	632	3,706	(3,706)	0
Increase/(Decrease) in Year	2,509	2,370	2,044	(805)	632	6,750	33,679	40,429
Balance as at 31 March 2020	16,742	16,793	9,496	534	1,629	45,194	163,678	208,872
Total Comprehensive Income and Expenditure	(2,834)	2,412	0	0	0	(422)	(741)	(1,163)
Adjustments between accounting basis and funding basis under regulations	7,548	201	(1,326)	886	(23)	7,286	(7,286)	0
Increase/(Decrease) in Year	4,714	2,613	(1,326)	886	(23)	6,864	(8,027)	(1,163)
Balance at 31 March 2021 carried forward	21,456	19,406	8,170	1,420	1,606	52,058	155,651	207,709

The accounting arrangements for council tax and non-domestic rates income mean that the General Fund Balance at 31 March 2021 excludes losses for:

- shortfalls in collection resulting from the pandemic that were not predicted at the start of the year
- rate reliefs introduced during the year to support particular business sectors.

These losses will be charged to the General Fund Balance in future years. However, the Government has paid grant in 2020/21 to compensate for these losses. This income remains in the General Fund Balance as at 31 March 2021, such that the balance effectively overstates the resources available to the Council to spend on service provision.

The amounts being carried forward to cover the losses that will be charged back to the General Fund Balance in future years comprise:

- £4.8 million business rates reserve which is included in the General Fund balance above and also in Note 5 - Transfer to/from Earmarked Reserves.

If these amounts are deducted from the General Fund Balance as at 31 March 2021, the resources available for spending on service provision are reduced by £4.8 million.

Balance Sheet

The Balance Sheet shows the value as at the Balance Sheet date of the assets and liabilities recognised by the Council. The net assets of the Council (assets less liabilities) are matched by the reserves held by the Council. Reserves are reported in two categories.

The first category of reserves are usable reserves, i.e. those reserves that the Council may use to provide services, subject to the need to maintain a prudent level of reserves and any statutory limitations on their use.

The second category of reserves is those that the Council is not able to use to provide services. This category of reserves includes reserves that hold unrealised gains and losses (for example the Revaluation Reserve), where amounts would only become available to provide services if the assets are sold; and reserves that hold timing differences shown in the Movement in Reserves Statement line 'Adjustments between accounting basis and funding basis under regulations'.

The council has £3.5m LOBO (Lender Option, Borrower Option) loan where the lender has the option on set dates to propose an increase in the rate payable; The council will then have the option to accept the new rate or repay the loan without penalty. The lender therefore has the effective right to demand repayment and these loans are therefore shown in the Balance Sheet as Short Term Borrowing. The loan option date is every 6 months from loan inception.

(Restated) 31 March 2019	(Restated) 31 March 2020		NOTES	31 March 2021	
£'000	£'000			£'000	£'000
262,348	281,503	Property Plant and Equipment	9	305,695	
15,559	16,307	Investment Property	10	15,186	
244	207	Intangible Assets	11	248	
1,336	1,083	Heritage Assets	12	625	
0	0	Assets Held For Sale	13	0	
316	473	Surplus Assets	9	0	
3,000	0	Long Term Investments		0	
6	4	Long Term Debtors		0	
282,809	299,577	Long Term Assets			321,754
37,995	39,495	Short Term Investments		29,000	
137	163	Inventories	14	150	
2,241	2,776	Short Term Debtors	15	12,292	
7,744	10,875	Cash and Cash Equivalents	16	20,894	
48,117	53,309	Current Assets			62,336
(1,128)	(1,154)	Short Term Borrowing		(17,680)	
(12,062)	(10,673)	Short Term Creditors	17	(24,500)	
(2,297)	(1,651)	Provisions	34	(2,010)	
(15,487)	(13,478)	Current Liabilities			(44,190)
(80,680)	(79,512)	Long Term Borrowing		(61,819)	
(59,661)	(44,691)	Other Long Term Liabilities		(63,294)	
(809)	(883)	Revenue Grants Receipt In Advance		(733)	
(5,846)	(5,450)	Capital Grants Receipt In Advance		(6,345)	
(146,996)	(130,536)	Long Term Liabilities			(132,191)
168,443	208,872	Net Assets			207,709
14,233	16,742	General Fund Balance		21,456	
14,423	16,793	Housing Revenue Account		19,406	
7,452	9,496	Capital Receipts Reserve		8,170	
1,339	534	Major Repairs Reserve		1,420	
997	1,629	Capital Grants Unapplied		1,606	
38,444	45,194	Usable Reserves			52,058

Balance Sheet

31 March 2019	31 March 2020			31 March 2021	
(Restated)	(Restated)			£'000	£'000
£'000	£'000		NOTES		
61,379	78,293	Revaluation Reserve	19	93,520	
130,108	132,237	Capital Adjustment Account	19	132,479	
(1,281)	(1,251)	Financial Instruments Adjustment Account	19	(1,221)	
(59,661)	(44,691)	Pension Reserve	19	(63,294)	
(276)	(640)	Collection Fund Adjustment Account	19	(5,562)	
(270)	(270)	Accumulated Absences Account	19	(270)	
129,999	163,678	Unusable Reserves			155,651
168,443	208,872	Total Reserves			207,709

Cash Flow Statement

The Cash Flow statement shows the changes in cash and cash equivalents of the Council during the reporting period. The statement shows how the Council generates and uses cash and cash equivalents by classifying cash flows as; operating, investing and financing activities.

The amount of net cash flows arising from operating activities is a key indicator of the extent to which the operations of the Council are funded by way of taxation and grant income or from the recipients of services provided by the Council.

Investing activities represent the extent to which cash outflows have been made for resources which are intended to contribute to the Council's future service delivery.

Cash flows arising from financing activities are useful in predicting claims on future cash flows by providers of capital (i.e. borrowing) to the Council.

Direct Method			
2019/20 (Restated) £'000		NOTES	2020/21 £'000
3,043	Net surplus or (deficit) on the provision of services		(422)
9,108	Adjustments to net surplus or deficit on the provision of services for non-cash movements	20	14,566
(2,450)	Adjustments for items included in the net surplus or deficit on the provision of services that are investing and financing activities	20	7,021
9,701 Net Cash flows from operating activities			21,165
(7,328)	Net Cash flows from Investing Activities	21	(11,682)
758	Net Cash flows from Financing Activities	22	536
3,131 Net increase or (decrease) in cash and cash equivalents			10,019
7,744	Cash and cash equivalents at the beginning of the reporting period		10,875
10,875 Cash and cash equivalents at the end of the reporting period		16	20,894

Section 3 Notes to the Core Financial Statements

1. General Principles

The Statement of Accounts has been prepared with reference to the objective of showing the results of the stewardship and accountability of elected members and management for the resources entrusted to them, and on the underlying assumption of a going concern basis.

The Statement of Accounts summarises the council's transactions for the 2020/21 financial year and its position at the year-end of 31 March 2021.

The council is required to prepare an annual Statement of Accounts by the Accounts and Audit Regulations 2015, which requires the statement to be prepared in accordance with proper accounting practices. These practices under Section 21 of the 2003 Act primarily comprise the Code of Practice on Local Council Accounting in the United Kingdom 2020/21, supported by International Financial Reporting Standards (IFRS) and statutory guidance issued under Section 12 of the Local Government Act 2003.

The accounting convention adopted in the Statement of Accounts is principally historical cost, modified by the revaluation of certain categories of non-current assets and financial instruments.

The council's accounting policies are updated annually to reflect any changes in IFRS, including changes in International Public Sector Accounting Standards (IPSAS), HM Treasury guidance, CIPFA guidance or any other change in statute, guidance or framework impacting on the council's accounts.

The council's accounting policies as far as possible have been developed to ensure that the accounts are understandable, relevant, free from material error or misstatement, reliable and comparable, and are applied consistently. A glossary of terms can be found at the end of this document.

2. Accruals of income and expenditure

Activity is accounted for in the year that it takes place, not simply when cash payments are made or received. In particular:

- Revenue from contracts with service recipients, whether for services or the provision of goods, is recognised when (or as) the goods or services are transferred to the service recipient in accordance with the performance obligations in the contract. Supplies are recorded as expenditure when they are consumed – where there is a gap between the date supplies are received and their consumption, they are carried as inventories on the Balance Sheet.
- Expenses in relation to services received (including services provided by employees) are recorded as expenditure when the services are received rather than when payments are made.
- Interest receivable on investments and payable on borrowings is accounted for respectively as

income and expenditure on the basis of the effective interest rate for the relevant financial instrument rather than the cash flows fixed or determined by the contract.

- Where revenue and expenditure have been recognised but cash has not been received or paid, a debtor or creditor for the relevant amount is recorded in the Balance Sheet. Where debts may not be settled, the balance of debtors is written down and a charge made to revenue for the income that might not be collected.

3. Cash and cash equivalents

Cash is represented by cash in hand and deposits with financial institutions repayable without penalty on notice of not more than 24 hours.

Cash equivalents are highly liquid investments that mature in no more than three months or less from the date of acquisition and that are readily convertible to known amounts of cash with insignificant risk of change in value.

In the Cash Flow Statement, cash and cash equivalents are shown net of bank

overdrafts that are repayable on demand and form an integral part of the council's cash management.

4. Exceptional items

When items of income and expense are material, their nature and amount is disclosed separately, either on the face of the Comprehensive Income and Expenditure Statement or in the notes to the accounts, depending on how significant the items are to an understanding of the council's financial performance.

5. Prior period adjustments, changes in accounting policies and estimates and errors

Prior period adjustments may arise as a result of a change in accounting policies or to correct a material error. Changes in accounting estimates are accounted for prospectively, i.e. in the current and future years affected by the change and do not give rise to a prior period adjustment.

Changes in accounting policies are only made when required by proper accounting practices or the change provides more

reliable or relevant information about the effect of transactions, other events and conditions on the council's financial position or financial performance. Where a change is made, it is applied retrospectively (unless stated otherwise) by adjusting opening balances and comparative amounts for the prior period as if the new policy had always been applied.

Material errors discovered in prior period figures are corrected retrospectively by amending opening balances and comparative amounts for the prior period.

6. Charges to revenue for non-current assets

Services, support services and trading accounts are debited with the following amounts to record the cost of holding non-current assets during the year:

- Depreciation attributable to the assets used by the relevant service
- Revaluation and impairment losses on assets used by the service where there are no accumulated gains in the Revaluation Reserve against which the losses can be written off
- Amortisation of intangible assets attributable to the service.

The council is not required to raise council tax to fund depreciation, revaluation and impairment losses or amortisation. However, it is required to make an annual contribution from revenue towards the reduction in its overall borrowing requirement equal to an amount calculated on a prudent basis determined by the council in accordance with statutory guidance.

Depreciation, revaluation and impairment losses and amortisation are therefore replaced by the contribution in the General Fund balance (Minimum Revenue Provision) by way of an adjusting transaction with the Capital Adjustment Account in the Movement in Reserves Statement for the difference between the two.

MRP has previously been determined as 4% of the opening balance for the financial period (the Regulatory Method). Going forward the Section 151 Officer has revised this policy for 2019/20 onwards to the asset life method, based on Option 3 of the MHCLG guidance, whereby MRP is determined by reference to the useful life of the asset.

7. Council tax and non-domestic rates (England)

Billing authorities act as agents, collecting council tax and non-domestic rates (NDR) on behalf of the major preceptors (including government for NDR) and, as principals, collecting council tax and NDR for themselves.

Billing authorities are required by statute to maintain a separate fund (the Collection Fund) for the collection and distribution of amounts due in respect of council tax and NDR. Under the legislative framework for the Collection Fund, billing authorities, major preceptors and central government share proportionately the risks and rewards that the amount of council tax and NDR collected could be less or more than predicted.

Accounting for Council Tax and NDR

The council tax and NDR income included in the Comprehensive Income and Expenditure Statement is the council's share of accrued income for the year. However, regulations determine the amount of council tax and NDR that must be included in the council's General Fund.

Therefore, the difference between the income included in the Comprehensive Income and Expenditure Statement and the amount required by regulation to be credited to the General Fund is taken to the Collection Fund Adjustment Account and included as a reconciling item in the Movement in Reserves Statement.

The Balance Sheet includes the council's share of the end of year balances in respect of council tax and NDR relating to arrears, impairment allowances for doubtful debts, overpayments and prepayments and appeals.

8. Employee Benefits

Benefits Payable during Employment

Short-term employee benefits are those due to be settled wholly within 12 months of the year-end.

They include such benefits as wages and salaries, paid annual leave and paid sick leave, bonuses and non-monetary benefits (e.g., cars) for current employees and are recognised as an expense for services in the year in which employees render service to the council.

An accrual is made for the cost of holiday entitlements (or any form of leave, e.g. time off in lieu) earned by employees but not taken before the year-end which employees can carry forward into the next financial year. The accrual is made at the wage and salary rates applicable in the following accounting year, being the period in which the employee takes the benefit. The accrual is charged to Surplus or Deficit on the Provision of Services, but then reversed out through the Movement in Reserves Statement so that holiday entitlements are charged to revenue in the financial year in which the holiday absence occurs.

Termination Benefits

Termination benefits are amounts payable as a result of a decision by the council to terminate an officer's employment before the normal retirement date or an officer's decision to accept voluntary redundancy in exchange for those benefits and are charged on an accruals basis to the appropriate service segment or, where applicable, to a corporate service segment at the earlier of when the council can no longer withdraw the offer of those benefits or

when the council recognises costs for a restructuring.

Where termination benefits involve the enhancement of pensions, statutory provisions require the General Fund Balance to be charged with the amount payable by the council to the pension fund or pensioner in the year, not the amount calculated according to the relevant accounting standards. In the Movement in Reserves Statement, appropriations are required to and from the Pensions Reserve to remove the notional debits and credits for pension enhancement termination benefits and replace them with debits for the cash paid to the pension fund and pensioners and any such amounts payable but unpaid at the year-end.

Post-employment Benefits

Employees of the council are members of the Local Government Pensions Scheme, administered by Leicestershire County Council. The Local Government Pension Scheme is accounted for as a defined benefits scheme:

- The liabilities of the Leicestershire County Council pension fund attributable to the council are

included in the Balance Sheet on an actuarial basis using the projected unit method – i.e. an assessment of the future payments that will be made in relation to retirement benefits earned to date by employees, based on assumptions about mortality rates, employee turnover rates, etc., and projected earnings for current employees.

- Liabilities are discounted to their value at current prices, using a discount rate based on the indicative rate of return on high quality corporate bonds.
- The assets of Leicestershire County Council pension fund attributable to the council are included in the Balance Sheet at their fair value:
 - Quoted securities – current bid price
 - Unquoted securities – professional estimate
 - Unitised securities – current bid price
 - Property – market value.

The change in the net pension's liability is analysed into the following components:

- Service cost comprising:
 - Current service cost – the increase in liabilities as a result of

years of service earned this year – allocated in the Comprehensive Income and Expenditure Statement to the services for which the employees worked.

- Past service cost – the increase in liabilities as a result of a scheme amendment or curtailment whose effect relates to years of service earned in earlier years – debited to the Surplus or Deficit on the Provision of Services in the Comprehensive Income and Expenditure Statement as part of Non-Distributed Costs.
- Net interest on the net defined benefit liability (asset), i.e. net interest expense for the council – the change during the period in the net defined benefit liability (asset) that arises from the passage of time charged to the Financing and Investment Income and Expenditure line of the Comprehensive Income and Expenditure Statement – this is calculated by applying the discount rate used to measure the defined benefit obligation at the beginning of the period to the net defined benefit liability (asset) at

the beginning of the period – taking into account any changes in the net defined benefit liability (asset) during the period as a result of contribution and benefit payments.

- Re-measurements comprising:
 - The return on plan assets – excluding amounts included in net interest on the net defined benefit liability (asset) – charged to the Pensions Reserve as Other Comprehensive Income and Expenditure.
 - Actuarial gains and losses – changes in the net pensions liability that arise because events have not coincided with assumptions made at the last actuarial valuation or because the actuaries have updated their assumptions – charged to the Pensions Reserve as Other Comprehensive Income and Expenditure
 - Contributions paid to the Leicestershire County Council pension fund – cash paid as employer’s contributions to the pension fund in settlement of liabilities; not accounted for as an expense.

In relation to retirement benefits, statutory provisions require the General Fund Balance to be charged with the amount payable by the council to the pension fund or directly to pensioners in the year, not the amount calculated according to the relevant accounting standards. In the Movement in Reserves Statement, this means that there are transfers to and from the Pensions Reserve to remove the notional debits and credits for retirement benefits and replace them with debits for the cash paid to the pension fund and pensioners and any such amounts payable but unpaid at the year-end. The negative balance that arises on the Pensions Reserve thereby measures the beneficial impact to the General Fund of being required to account for retirement benefits on the basis of cash flows rather than as benefits are earned by employees.

Discretionary Benefits

The council also has restricted powers to make discretionary awards of retirement benefits in the event of early retirements. Any liabilities estimated to arise as a result of an award to any member of staff are accrued in the year of the decision to make the award and accounted for using the same policies as are applied to the Local Government Pension Scheme.

9. Events after the reporting period

Events after the Balance Sheet date are those events, both favourable and unfavourable, that occur between the end of the reporting period and the date when the Statement of Accounts is authorised for issue. Two types of events can be identified:

- Those that provide evidence of conditions that existed at the end of the reporting period – the Statement of Accounts is adjusted to reflect such events
- Those that are indicative of conditions that arose after the reporting period – the Statement of Accounts is not adjusted to reflect such events, but where a category of events would have a material effect, disclosure is made in the notes of the nature of the events and their estimated financial effect.

Events taking place after the date of authorisation for issue are not reflected in the Statement of Accounts.

10. Financial Instruments

Financial Liabilities

Financial liabilities are recognised on the Balance Sheet when the council becomes a party to the contractual provisions of a financial instrument and are initially measured at fair value and are carried at their amortised cost. Annual charges to the Financing and Investment Income and Expenditure line in the Comprehensive Income and Expenditure Statement for interest payable are based on the carrying amount of the liability, multiplied by the effective rate of interest for the instrument. The effective interest rate is the rate that exactly discounts estimated future cash payments over the life of the instrument to the amount at which it was originally recognised.

For most of the borrowings that the council has, this means that the amount presented in the Balance Sheet is the outstanding principal repayable (plus accrued interest); and interest charged to the Comprehensive Income and Expenditure Statement is the amount payable for the year according to the loan agreement.

Where premiums and discounts have been charged to the Comprehensive Income and Expenditure Statement, regulations allow the impact on the General Fund balance to be spread over future years.

The council has a policy of spreading the gain or loss over the term that was remaining on the loan against which the premium was payable or discount receivable when it was repaid. The reconciliation of amounts charged to the Comprehensive Income and Expenditure Statement to the net charge required against the General Fund balance is managed by a transfer to or from the Financial Instruments Adjustment Account in the Movement in Reserves Statement.

Financial Assets

Financial assets are classified using an approach that is based on the business model for holding the financial assets and their Cashflow characteristics. There are three main classes of financial assets measured at:

- Amortised cost
- Fair value through profit or loss (FVPL), and

- Fair value through other comprehensive income (FVOCI).

There are some exceptions, where the council holds strategic investments to help it meet other policy objectives, such as the support of economic development in the district.

This means that some investments are ones where contractual payments are not solely payment of principal and interest (i.e. where the cash flows do not take the form of a basic debt instrument).

Financial Assets measured at amortised cost

Financial assets measured at amortised cost are recognised on the Balance Sheet when the council becomes a party to the contractual provisions of a financial instrument and are initially measured at fair value. They are subsequently measured at their amortised cost. Annual credits to the Financing and Investment Income and Expenditure line in the Comprehensive Income and Expenditure Statement for interest receivable are based on the carrying amount of the asset multiplied by the effective rate of interest for the instrument. For most of the financial assets held by the

council, this means that the amount presented in the Balance Sheet is the outstanding principal receivable (plus accrued interest) and interest credited to the Comprehensive Income and Expenditure Statement is the amount receivable for the year in the loan agreement.

The council has not given any loans to external or voluntary organisations, nor provided guarantees against loans they have received from financial institutions.

When soft loans are made, a loss is recorded in the CIES (debited to the appropriate service) for the present value of the interest that will be foregone over the life of the instrument, resulting in a lower amortised cost than the outstanding principal. Interest is credited to the Financing and Investment Income and Expenditure line in the CIES at a marginally higher effective rate of interest than the rate receivable from the voluntary organisations, with the difference serving to increase the amortised cost of the loan in the Balance Sheet. Statutory provisions require that the impact of soft loans on the General Fund Balance is the interest receivable for the financial year – the reconciliation of amounts debited and credited to the CIES to the net gain required against

the General Fund Balance is managed by a transfer to or from the Financial Instruments Adjustment Account in the Movement in Reserves Statement. Any gains and losses that arise on the derecognition of an asset are credited or debited to the Financing and Investment Income and Expenditure line in the CIES.

Expected credit loss model

The council recognises expected credit losses on all of its financial assets held at amortised cost or FVOCI, either on a 12 month or lifetime basis. The expected credit loss model also applies to lease receivables and contract assets. Only lifetime losses are recognised for trade receivables (debtors) held by the council.

Impairment losses are calculated to reflect the expectation that the future cash flows might not take place because the borrower could default on their obligations. Credit risk plays a crucial part in assessing losses. Where risk has increased significantly since an instrument was initially recognised, losses are assessed on a lifetime basis. Where risk has not increased significantly or remains low, losses are assessed on the basis of 12 month expected losses.

Financial assets measured at Fair Value through Profit or Loss (FVPL)

Financial assets that are measured at FVPL are recognised on the Balance Sheet when the council becomes a party to the contractual provisions of a financial instrument and are initially measured and carried at fair value. Fair value gains and losses are recognised as they arrive in the Surplus or Deficit on the Provision of Services.

The fair value measurements of the financial assets are based on the following techniques:

- Instruments with quoted market prices – the market price
- Other instruments with fixed and determinable payments – discounted cash flow analysis.

The inputs to the measurement techniques are categorised in accordance with the following three levels:

- Level 1 inputs – quoted prices (unadjusted) in active markets for identical assets that the council can access at the measurement date
- Level 2 inputs – inputs other than quoted prices included within Level 1

that are observable for the asset, either directly or indirectly

- Level 3 inputs – unobservable inputs for the asset.

Any gains and losses that arise on the derecognition of the asset are credited or debited to the Financing and Investment Income and Expenditure line in the Comprehensive Income and Expenditure Statement.

An equity instrument can be elected into a FVOCI treatment rather than a FVPL treatment if it is not held for trading. The council has reviewed its assets that would be measured at FVPL on the basis of the business model and has elected to classify instruments as either FVPL or FVOCI on an instrument-by-instrument basis based on the assessed benefit to the council from the chosen classification.

Loans and receivables are recognised on the Balance Sheet when the council becomes a party to the contractual provisions of a financial instrument and are initially measured at fair value. They are subsequently measured at their amortised cost. Annual credits to the Financing and Investment Income and Expenditure line in the Comprehensive Income and

Expenditure Statement for interest receivable are based on the carrying amount of the asset multiplied by the effective rate of interest for the instrument. For most of the loans that the council has made, this means that the amount presented in the Balance Sheet is the outstanding principal receivable (plus accrued interest) and interest credited to the Comprehensive Income and Expenditure Statement is the amount receivable for the year in the loan agreement.

11. Government Grants and Contributions

Whether paid on account, by instalments or in arrears, government grants and third party contributions and donations are recognised as due to the council when there is reasonable assurance that:

- The council will comply with the conditions attached to the payments; and
- The grants or contributions will be received.

Amounts recognised as due to the council are not credited to the Comprehensive Income and Expenditure Statement until

conditions attached to the grant or contribution have been satisfied. Conditions are stipulations that specify that the future economic benefits or service potential embodied in the asset in the form of the grant or contribution are required to be consumed by the recipient as specified, or future economic benefits or service potential must be returned to the transferor.

Monies advanced as grants and contributions for which conditions have not been satisfied are carried in the Balance Sheet as creditors. When conditions are satisfied, the grant or contribution is credited to the relevant service line (attributable revenue grants and contributions) or Taxation and Non-specific Grant Income and Expenditure (non-ringfenced revenue grants and all capital grants) in the Comprehensive Income and Expenditure Statement.

Where capital grants are credited to the Comprehensive Income and Expenditure Statement, they are reversed out of the General Fund Balance in the Movement in Reserves Statement. Where the grant has yet to be used to finance capital expenditure, it is posted to the Capital Grants Unapplied Reserve. Where it has

been applied, it is posted to the Capital Adjustment Account. Amounts in the Capital Grants Unapplied Reserve are transferred to the Capital Adjustment Account once they have been applied to fund capital expenditure.

12. Heritage Assets

The council has three heritage assets which are held in support of increasing the knowledge, understanding and appreciation of the council's history and local area. These are Moira Furnace, a listed monument of historical interest located in Moira, the Memorial Clock Tower, a Grade II listed building that services as a historic war memorial located in the centre of Coalville and the 'Heart of the Forest' Sculpture in Ashby.

Heritage assets are recognised and measured (including the treatment of revaluation gains and losses) in accordance with the council's accounting policies on property, plant and equipment.

The carrying amounts of heritage assets are reviewed where there is evidence of

impairment for heritage assets, e.g. where an item has suffered physical deterioration or breakage or where doubts arise as to its authenticity. Any impairment is recognised and measured in accordance with the council's general policies on impairment – see note 18. The council will occasionally dispose of heritage assets. The proceeds of such items are accounted for in accordance with the council's general provisions relating to the disposal of property, plant and equipment. Disposal proceeds are disclosed separately in the notes to the financial statements and are accounted for in accordance with statutory accounting requirements relating to capital expenditure and capital receipts (again see note 18 below).

13. Intangible Assets

Expenditure on non-monetary assets that do not have physical substance but are controlled by the council as a result of past events (e.g., software licences) is capitalised when it is expected that future economic benefits or service potential will flow from the intangible asset to the council.

Intangible assets are measured initially at cost. Amounts are only revalued where the fair value of the assets held by the council

can be determined by reference to an active market. In practice, no intangible asset held by the council meets this criterion, and they are therefore carried at amortised cost. The depreciable amount of an intangible asset is amortised over its useful life to the relevant service line(s) in the Comprehensive Income and Expenditure Statement. An asset is tested for impairment whenever there is an indication that the asset might be impaired – any losses recognised are posted to the relevant service line(s) in the Comprehensive Income and Expenditure Statement. Any gain or loss arising on the disposal or abandonment of an intangible asset is posted to the Other Operating Expenditure line in the Comprehensive Income and Expenditure Statement.

Where expenditure on intangible assets qualifies as capital expenditure for statutory purposes, amortisation, impairment losses and disposal gains and losses are not permitted to have an impact on the General Fund Balance. The gains and losses are therefore reversed out of the General Fund Balance in the Movement in Reserves Statement and posted to the Capital Adjustment Account and (for any sale proceeds greater than £10,000) the Capital Receipts Reserve.

14. Inventories and Long-term Contracts

Inventories are included in the Balance Sheet at the lower of cost and net realisable value. The cost of inventories is assigned using the weighted average costing formula. Long-term contracts are accounted for on the basis of charging the Surplus or Deficit on the Provision of Services with the value of works and services received under the contract during the financial year.

15. Investment Property

Investment properties are those that are used solely to earn rentals and/or for capital appreciation. The definition is not met if the property is used in any way to facilitate the delivery of services or production of goods or is held for sale.

Investment properties are measured initially at cost and subsequently at fair value, being the price that would be received to sell such an asset in an orderly transaction between market participants at the measurement date. As a non-financial asset, investment properties are measured at highest and best use. Properties are not

depreciated but are revalued annually according to market conditions at the year-end. Gains and losses on revaluation are posted to the Financing and Investment Income and Expenditure line in the Comprehensive Income and Expenditure Statement. The same treatment is applied to gains and losses on disposal. Rentals received in relation to investment properties are credited to the Financing and Investment Income line and result in a gain for the General Fund Balance. However, revaluation and disposal gains and losses are not permitted by statutory arrangements to have an impact on the General Fund Balance. The gains and losses are therefore reversed out of the General Fund Balance in the Movement in Reserves Statement and posted to the Capital Adjustment Account and (for any sale proceeds greater than £10,000) the Capital Receipts Reserve.

16. Leases

Leases are classified as finance leases where the terms of the lease transfer substantially all the risks and rewards incidental to ownership of the property, plant or equipment from the lessor to the

lessee. All other leases are classified as operating leases.

Where a lease covers both land and buildings, the land and buildings elements are considered separately for classification.

Arrangements that do not have the legal status of a lease but convey a right to use an asset in return for payment are accounted for under this policy where fulfilment of the arrangement is dependent on the use of specific assets.

The Council as

Lessee Finance

Leases

Property, plant and equipment held under finance leases is recognised on the Balance Sheet at the commencement of the lease at its fair value measured at the lease's inception. The asset recognised is matched by a liability for the obligation to pay the lessor.

Initial direct costs of the council are added to the carrying amount of the asset. Premiums paid on entry into a lease are applied to writing down the lease liability. Contingent rents are charged as expenses in the periods in which they are incurred.

Lease payments are apportioned between:

- A charge for the acquisition of the interest in the property, plant or equipment – applied to write down the lease liability, and
- A finance charge (debited to the Financing and Investment Income and Expenditure line in the Comprehensive Income and Expenditure Statement).

Property, plant and equipment recognised under finance leases is accounted for using the policies applied generally to such assets, subject to depreciation being charged over the lease term if this is shorter than the asset's estimated useful life (where ownership of the asset does not transfer to the council at the end of the lease period). The council is not required to raise council tax to cover depreciation or revaluation and impairment losses arising on leased assets.

Instead, a prudent annual contribution is made from revenue funds towards the deemed capital investment in accordance with statutory requirements. Depreciation and revaluation and impairment losses are therefore substituted by a revenue

contribution in the General Fund Balance, by way of an adjusting transaction with the Capital Adjustment Account in the Movement in Reserves Statement for the difference between the two.

Operating leases

Rentals paid under operating leases are charged to the Comprehensive Income and Expenditure Statement as an expense of the services benefitting from use of the leased property, plant or equipment. Charges are made on a straight-line basis over the life of the lease, even if this does not match the pattern of payments (e.g. there is a rent-free period at the commencement of the lease).

17. Overheads and Support Services

The costs of overheads and support services are charged to service segments in accordance with the council's arrangements for accountability and financial performance.

18. Property, plant and equipment

Assets that have physical substance and are held for use in the production or supply of goods or services, for rental to others, or for administrative purposes and that are expected to be used during more than one financial year are classified as property, plant and equipment.

Recognition

Expenditure on the acquisition, creation or enhancement of property, plant and equipment is capitalised on an accrual's basis, provided that it is probable that the future economic benefits or service potential associated with the item will flow to the council and the cost of the item can be measured reliably.

Expenditure that maintains but does not add to an asset's potential to deliver future economic benefits or service potential (i.e. repairs and maintenance) is charged as an expense when it is incurred.

Measurement

Assets are initially measured at cost, comprising:

- The purchase price.
- Any costs attributable to bringing the asset to the location and condition necessary for it to be capable of operating in the manner intended by management.
- The initial estimate of the costs of dismantling and removing the item and restoring the site on which it is located.

The council does not capitalise borrowing costs incurred while assets are under construction.

The cost of assets acquired other than by purchase is deemed to be its fair value, unless the acquisition does not have commercial substance (i.e., it will not lead to a variation in the cash flows of the council). In the latter case, where an asset is acquired via an exchange, the cost of the acquisition is the carrying amount of the asset given up by the council.

Donated assets are measured initially at fair value. The difference between fair value and any consideration paid is credited to the Taxation and Non-specific Grant Income and Expenditure line of the Comprehensive Income and Expenditure Statement unless the donation has been made conditionally.

Until conditions are satisfied, the gain is held in the Donated Assets Account. Where gains are credited to the Comprehensive Income and Expenditure Statement, they are reversed out of the General Fund Balance to the Capital Adjustment Account in the Movement in Reserves Statement.

Assets are then carried in the Balance Sheet using the following measurement bases:

- Infrastructure, community assets and assets under construction – depreciated historical cost
- Dwellings – current value, determined using the basis of existing use value for social housing (EUV-SH)
- Council offices – current value, determined as the amount that would be paid for the asset in its existing use (existing use value EUV), except for a few offices that are situated close to the council's housing properties, where there is no market for office accommodation, and that are measured at depreciated replacement cost (instant build) as an estimate of current value

- Surplus assets – the current value measurement base is fair value, estimated at highest and best use from a market participant’s perspective
- All other assets – current value, determined as the amount that would be paid for the asset in its existing use (existing use value EUV).

Where there is no market-based evidence of current value because of the specialist nature of an asset, depreciated replacement cost (DRC) is used as an estimate of current value. Where non-property assets have short useful lives or low values (or both), depreciated historical cost basis is used as a proxy for current value.

Assets included in the Balance Sheet at current value are revalued sufficiently regularly to ensure that their carrying amount is not materially different from their current value at the year-end, but as a minimum every five years. Increases in valuations are matched by credits to the Revaluation Reserve to recognise unrealised gains.

Exceptionally, gains might be credited to the Surplus or Deficit on the Provision of Services where they arise from the reversal of a loss previously charged to a service.

- Where decreases in value are identified, they are accounted for by:
- Where there is a balance of revaluation gains for the asset in the Revaluation Reserve, the carrying amount of the asset is written down against that balance (up to the amount of the accumulated gains)
- Where there is no balance in the Revaluation Reserve or an insufficient balance, the carrying amount of the asset is written down against the relevant service line(s) in the Comprehensive Income and Expenditure Statement.

The Revaluation Reserve contains revaluation gains recognised since 1 April 2007 only, the date of its formal implementation. Gains arising before that date have been consolidated into the Capital Adjustment Account.

Impairment

Assets are assessed at each year-end as to whether there is any indication that an

asset may be impaired. Where indications exist and any possible differences are estimated to be material, the recoverable amount of the asset is estimated and, where this is less than the carrying amount of the asset, an impairment loss is recognised for the shortfall.

Where impairment losses are identified, they are accounted for by:

- Where there is a balance of revaluation gains for the asset in the Revaluation Reserve, the carrying amount of the asset is written down against that balance (up to the amount of the accumulated gains).
- Where there is no balance in the Revaluation Reserve or an insufficient balance, the carrying amount of the asset is written down against the relevant service line(s) in the Comprehensive Income and Expenditure Statement.
- Where an impairment loss is reversed subsequently, the reversal is credited to the relevant service line(s) in the Comprehensive Income and Expenditure Statement, up to the amount of the original loss, adjusted for depreciation that would have been charged if the loss had not been recognised.

Depreciation

Depreciation is provided for on all property, plant and equipment assets by the systematic allocation of their depreciable amounts over their useful lives. An exception is made for assets without a determinable finite useful life (i.e. freehold land and certain community assets) and assets that are not yet available for use (i.e. assets under construction).

Depreciation is calculated on the following bases – straight-line allocation over the useful life of the property as estimated by the valuer.

Where an item of property, plant and equipment asset has major components whose cost is significant in relation to

the total cost of the item, the components are depreciated separately.

Revaluation gains are also depreciated, with an amount equal to the difference between current value depreciation charged on assets and the depreciation that would have been chargeable based on their historical cost being transferred each year from the Revaluation Reserve to the Capital Adjustment Account.

Disposals and non-current assets held for sale

When it becomes probable that the carrying amount of an asset will be recovered principally through a sale transaction rather than through its continuing use, it is reclassified as an asset held for sale. The asset is revalued immediately before reclassification and then carried at the lower of this amount and fair value less costs to sell. Where there is a subsequent decrease to fair value less costs to sell, the loss is posted to the Other Operating Expenditure line in the Comprehensive Income and Expenditure Statement.

Gains in fair value are recognised only up to the amount of any previously recognised

losses in the Surplus or Deficit on the Provision of Services. Depreciation is not charged on assets held for sale.

If assets no longer meet the criteria to be classified as assets held for sale, they are reclassified back to non-current assets and valued at the lower of their carrying amount before they were classified as held for sale; adjusted for depreciation, amortisation or revaluations that would have been recognised had they not been classified as held for sale, and their recoverable amount at the date of the decision not to sell.

Assets that are to be abandoned or scrapped are not reclassified as assets held for sale.

When an asset is disposed of or decommissioned, the carrying amount of the asset in the Balance Sheet (whether property, plant and equipment or assets held for sale) is written off to the Other Operating Expenditure line in the Comprehensive Income and Expenditure Statement as part of the gain or loss on disposal. Receipts from disposals (if any) are credited to the same line in the Comprehensive Income and Expenditure Statement also as part of the gain or loss on disposal (i.e. netted off against the

carrying value of the asset at the time of disposal). Any revaluation gains accumulated for the asset in the Revaluation Reserve are transferred to the Capital Adjustment Account.

Amounts received for a disposal in excess of £10,000 are categorised as capital receipts.

A proportion of capital receipts relating to housing disposals is payable to the government (50% for land and other assets, net of statutory deductions and allowances and for dwellings, amounts determinable under the Right to Buy and One for One Agreement that the council signed in 2012). The balance of receipts remains within the Capital Receipts Reserve and can then only be used for new capital investment or set aside to reduce the council's underlying need to borrow (the capital financing requirement). Receipts are appropriated to the Reserve from the General Fund Balance in the Movement in Reserves Statement.

The written-off value of disposals is not a charge against council tax, as the cost of non-current assets is fully provided for under separate arrangements for capital financing. Amounts are appropriated to the Capital Adjustment Account from the

General Fund Balance in the Movement in Reserves Statement.

19. Provisions, contingent liabilities, and contingent assets

Provisions

Provisions are made where an event has taken place that gives the council a legal or constructive obligation that probably requires settlement by a transfer of economic benefits or service potential, and a reliable estimate can be made of the amount of the obligation. For instance, the council may be involved in a court case that could eventually result in the making of a settlement or the payment of compensation.

Provisions are charged as an expense to the appropriate service line in the Comprehensive Income and Expenditure Statement when the council has an obligation and are measured at the best estimate at the Balance Sheet date of the expenditure required to settle the obligation, taking into account relevant risks and uncertainties.

When payments are eventually made, they are charged to the provision carried in the Balance Sheet. Estimated settlements are reviewed at the end of each financial year - where it becomes less than probable that a transfer of economic benefits will now be required (or a lower settlement than anticipated is made), the provision is reversed and credited back to the relevant service.

Where some or all of the payment required to settle a provision is expected to be recovered from another party (e.g. from an insurance claim), this is only recognised as income for the relevant service if it is virtually certain that reimbursement will be received if the council settles the obligation.

Contingent liabilities

A contingent liability arises where an event has taken place that gives the council a possible obligation whose existence will only be confirmed by the occurrence or otherwise of uncertain future events not wholly within the control of the council. Contingent liabilities also arise in circumstances where a provision would otherwise be made but either it is not

probable that an outflow of resources will be required, or the amount of the obligation cannot be measured reliably. Contingent liabilities are not recognised in the Balance Sheet but disclosed in a note to the accounts.

Contingent assets

A contingent asset arises where an event has taken place that gives the council a possible asset whose existence will only be confirmed by the occurrence or otherwise of uncertain future events not wholly within the control of the council.

Contingent assets are not recognised in the Balance Sheet but disclosed in a note to the accounts where it is probable that there will be an inflow of economic benefits or service potential.

20. Reserves

The council sets aside specific amounts as reserves for future policy purposes or to cover contingencies. Reserves are created by transferring amounts out of the General Fund Balance. When expenditure to be financed from a reserve is incurred, it is charged to the appropriate service in that year to score against the Surplus or Deficit

on the Provision of Services in the Comprehensive Income and Expenditure Statement. The reserve is then transferred back into the General Fund Balance so that there is no net charge against council tax for the expenditure.

Certain reserves are kept to manage the accounting processes for non-current assets, financial instruments, local taxation, retirement and employee benefits and do not represent usable resources for the council – these reserves are explained in the relevant policies.

21. Revenue Expenditure Funded from Capital under Statute

Expenditure incurred during the year that may be capitalised under statutory provisions but that does not result in the creation of a non-current asset has been charged as expenditure to the relevant service in the Comprehensive Income and Expenditure Statement in the year. Where the council has determined to meet the cost of this expenditure from existing capital resources or by borrowing, a transfer in the Movement in Reserves Statement from the General Fund Balance to the Capital

Adjustment Account then reverses out the amounts charged so that there is no impact on the level of council tax.

22. VAT

VAT payable is included as an expense only to the extent that it is not recoverable from Her Majesty's Revenue and Customs. VAT receivable is excluded from income.

23. Accounting standards that have been issued but have not yet been adopted

The code requires the disclosure of information relating to the expected impact of an accounting change that will be required by a new standard which has been issued but is yet to be adopted by the 2020/21 Code.

The Code also requires that changes in accounting policy are to be applied retrospectively unless transitional arrangements are specified, this would result in an impact on disclosures spanning two financial years.

Accounting changes that are introduced by the 2021/22 Code are as follows:

- Amendments to IFRS 3 Business Combinations: changes to the definition of a business.
- Amendments to IFRS 9, IAS 39 and IFRS 7: interest rate benchmark reform.
- Amendments to IFRS 9, IAS39, IFRS 7, IFRS 4 and IFRS 16: interest rate benchmark reform – phase 2,

These changes are not expected to have a material impact on the Council's financial statements.

Notes to core financial statement

1 Critical Judgements In Applying Accounting Policies

In applying the accounting policies set out in Section 3, the Council has had to make certain judgements about complex transactions or those involving uncertainty about future events. The critical judgements made in the Statements of Accounts are:

There is a high degree of uncertainty about future levels of funding for local government. However, the Council has determined that this uncertainty is not yet sufficient to provide an indication that the assets of the Council might be impaired as a result of a need to close facilities and reduce levels of service provision.

2 Assumptions Made About The Future and Other Major Sources of Estimation Uncertainty.

The Statement of Accounts contains estimated figures that are based on assumptions made by the Council about the future or that are otherwise uncertain. Estimates are made taking into account historical experience, current trends, and other relevant factors. However, because balances cannot be determined with certainty, actual results could be materially different from the assumptions and estimates.

The items in the Council's Balance Sheet at 31 March 2021 for which there is a significant risk of adjustment in the forthcoming financial year are as follows:

Item	Uncertainties	Effect if actual results differ from assumptions
Property, Plant and Equipment	<p>Asset valuations for the council's property portfolio are based on market prices and are reviewed annually to ensure that the Council does not materially misstate its non-current assets. The Council's external valuers provided valuations as at 31 March 2021.</p> <p>In respect of Retail and specific trading related assets/sectors such as Car Parks, as at the valuation date we continued to be faced with an unprecedented set of circumstances caused by COVID-19 and an absence of relevant/sufficient market evidence on which to base judgements. The valuation of these assets are therefore reported as being subject to 'material valuation uncertainty' as set out in VPS 3 and VPGA 10 of the RICS Valuation – Global Standards. Consequently, in respect of these valuations less certainty – and a higher degree of caution – should be attached to the valuations than would normally be the case.</p> <p>The carrying value of Property, Plant and Equipment at 31 March 2021 is £306m.</p>	<p>A reduction in the estimated valuations would result in reductions to the Revaluation Reserve and/or a loss as appropriate in the Comprehensive Income and Expenditure Statement. If the value of the Council's properties were to reduce by 10%, this would result in a charge to the Comprehensive Income and Expenditure Statement and/or Revaluation Reserve of approximately of £30.6m.</p>
Pensions Liability	<p>Estimation of the net liability to pay pensions depends on a number of complex judgements relating to the discount rate used, the rate at which salaries are projected to increase, changes in retirement ages, mortality rates and expected returns on pension fund assets. An independent firm of consulting actuaries is engaged to provide the Authority with expert advice about the assumptions to be applied, although ultimate responsibility for forming these assumptions remains with the Authority.</p> <p>The carrying amount of the net pension liability at 31 March 2021 is £63.3m.</p>	<p>The effects on the net pensions liability of changes in individual assumptions are included in Note 33. The Council's actuaries provide an annual statement of the pension liabilities and assets, which includes the liability linked to leisure staff that were transferred to Everyone Active In May 2019. The Council's actuaries have advised that during the 2020/21 year, the net pensions liability had increased by £18.6m as a result of revisions to estimates and judgements.</p>

Notes to core financial statement

Item	Uncertainties	Effect if actual results differ from assumptions
Business Rates Appeals Provision	<p>Since the 1 April 2013, Local Authorities are liable for successful appeals against business rates charged to businesses in proportion to their share (40%).</p> <p>The council experienced a reasonably high level of appeals against the 2010 revaluation of business hereditaments. Most of these appeals have been resolved with £0.7m remaining outstanding with the Valuation Office Agency at 31 March 2021.</p> <p>The new Check, Challenge and Appeal process has resulted in much lower appeals being submitted in relation to the 2017 Valuation List and therefore the impact of the new system remains highly uncertain.</p> <p>An appeals provision of £5m is held in the Collection Fund currently to counter the potential impact of successful appeals in future years.</p>	<p>If the estimated success rate of existing appeals increased in monetary value by 10%, then this would require the Council to increase its share of the provision for appeals by an approximate £200k.</p>
Arrears	<p>Each year the Council reviews the significant balances for Council Tax, Business Rates and sundry debtor arrears. Officers make a judgement on the likelihood of these debts being repaid in the future based on a number of factors, including the age of debts, past experience and the economic climate. We cannot be certain that the current allowance will be sufficient. The economic impact of the Covid-19 pandemic has made the estimation of debt impairment more difficult as there is more uncertainty about the economic viability of debtors and hence their ability to settle their debts.</p>	<p>If collection rates were to deteriorate, a doubling of the amount of impairment of doubtful debts would require an additional £872k for Council Tax debts, and £984k for business rates to be set aside as an allowance.</p>

This list does not include assets and liabilities that are carried at fair value based on a recently observed market price.

Notes to core financial statement - continued

3 Events after the Balance Sheet Date

The reporting date for the 2020/21 Statement of Accounts (subject to External Audit) is the 30 July 2021 on which the Council's Section 151 Officer certifies the accounts. Any events occurring after this date which have had a material impact on the figures contained within the Statement of Accounts will be added and issued with the audited accounts as appropriate.

4 Adjustments between Accounting Basis and Funding Basis under Regulations

This note details the adjustments that are made to the total comprehensive income and expenditure recognised by the Council in the year in accordance with proper accounting practice to the resources that are specified by statutory provisions as being available to the Council to meet future capital and revenue expenditure.

2020/21	Usable Reserves					Movement In Unusable Reserves £'000
	General Fund Balance £'000	Housing Revenue Account £'000	Capital Receipts Reserve £'000	Major Repairs Reserves £'000	Capital Grants Unapplied £'000	
Adjustments primarily involving the Capital Adjustment Account:						
Reversal of items debited or credited to the Comprehensive Income and Expenditure Statement:						
Charges for depreciation and impairment of non current assets	1,073	2,950		0		(4,023)
Revaluation (gains) and losses on Property Plant and Equipment	426	(867)				441
Movements in the market value of Investment Properties	1,463					(1,463)
Amortisation of intangible assets	139					(139)
Depreciation of Heritage Assets	20					(20)
Asset recognitions	(512)					512
Capital grants and contributions applied	(864)	(6)				870
Transfer of depreciation to Major Repairs Account		(2,864)		2,864		0
Revenue expenditure funded from capital under statute	716	0				(716)
Principal Repaid on Self Financing Loans		(1,147)				1,147
Amount of non current assets written off on disposal or sale as part of the gain/loss on disposal to the Comprehensive Income and Expenditure Statement	1,275	5,804				(7,079)
Insertion of items not debited or credited to the Comprehensive Income and Expenditure Statement:						
Statutory provision for the financing of capital investment	(715)					715
Capital expenditure charged against the General Fund and HRA balances	(665)	(1,392)				2,057
Adjustments primarily involving the Capital Grants Unapplied Account:						
Capital grants and contributions unapplied credited to the Comprehensive Income and Expenditure Statement	29	(6)				(23)
Sub-Total	2,385	2,472	0	2,864	(23)	(7,698)

Notes to core financial statement - continued

2020/21 - continued	Usable Reserves					Movement In Unusable Reserves £'000
	General Fund Balance £'000	Housing Revenue Account £'000	Capital Receipts Reserve £'000	Major Repairs Reserve £'000	Capital Grants Unapplied £'000	
Adjustments primarily involving the Capital Receipts Reserve:						
Transfer of cash sale proceeds credited as part of the gain/loss on disposal to the Comprehensive Income and Expenditure Statement	(21)	(2,563)	2,584			0
Use of the Capital Receipts Reserve to finance new capital expenditure			(3,294)			3,294
Contribution from the Capital Receipts Reserve towards administrative costs of non current asset disposals	0	43	(43)			0
Contribution from the Capital Receipts Reserve to finance the payments to the Government capital receipts pool	593		(593)			0
Transfer from Deferred Capital Receipts Reserve upon receipt of cash		(20)	20			0
Adjustments primarily involving the Deferred Capital Receipts Reserve:						
Transfer of deferred sale proceeds credited as part of the gain/loss on disposal to the Comprehensive Income and Expenditure Statement						0
Adjustment involving the Major Repairs Reserve:						
Use of the Major Repairs Reserve to finance new capital expenditure				(1,978)		1,978
Adjustments involving the Financial Instruments Adjustment Account:						
Amount by which finance costs charged to the Comprehensive Income and Expenditure Statement are different from the finance costs chargeable in the year in accordance with statutory requirements	(30)					30
Adjustments involving the Pensions Reserve:						
Reversal of items relating to retirement benefits debited or credited to the Comprehensive Income and Expenditure Statement	4,640	1,170				(5,810)
Employer's pensions contributions and direct payments to pensioners payable in the year	(4,941)	(901)				5,842
Adjustments involving the Collection Fund Adjustment Account:						
Amount by which council tax income credited to the Comprehensive Income and Expenditure Statement is different from council tax income calculated for the year in accordance with statutory requirements	4,922					(4,922)
Adjustments involving the Accumulated Absences Account:						
Amount by which officer remuneration charged to the Comprehensive Income and Expenditure Statement on an accruals basis is different from remuneration chargeable in the year in accordance with statutory requirements	0					0
Total Adjustments	7,548	201	(1,326)	886	(23)	(7,286)

Notes to core financial statement - continued

Restated 2019/20 comparative figures	Usable Reserves					Movement In Unusable Reserves £'000
	General Fund Balance £'000	Housing Revenue Account £'000	Capital Receipts Reserve £'000	Major Repairs Reserve £'000	Capital Grants Unapplied £'000	
Adjustments primarily involving the Capital Adjustment Account:						
Reversal of items debited or credited to the Comprehensive Income and Expenditure Statement:						
Charges for depreciation and impairment of non current assets	1,135	88		2,685		(3,908)
Revaluation losses/(gains) on Property Plant and Equipment	395	(3,037)				2,642
Movements in the market value of Investment Properties	(767)					767
Amortisation of intangible assets	160					(160)
Depreciation of Heritage Assets	25					(25)
Capital grants and contributions applied	(851)	(235)				1,086
Movements in donated assets		0				0
Revenue expenditure funded from capital under statute		0				0
Principal Repaid on Self Financing Loans		(1,128)				1,128
Amount of non current assets written off on disposal or sale as part of the gain/loss on disposal to the Comprehensive Income and Expenditure Statement	47	9,166				(9,213)
Insertion of items not debited or credited to the Comprehensive Income and Expenditure Statement:						
Statutory provision for the financing of capital investment	(618)					618
Capital expenditure charged against the General Fund and HRA balances	(362)	(2,400)				2,762
Adjustments primarily involving the Capital Grants Unapplied Account:						
Capital grants and contributions unapplied credited to the Comprehensive Income and Expenditure Statement	(628)	(4)			632	
Adjustments primarily involving the Capital Receipts Reserve:						
Transfer of cash sale proceeds credited as part of the gain/loss on disposal to the Comprehensive Income and Expenditure Statement	(11)	(3,774)	3,785			
Use of the Capital Receipts Reserve to finance new capital expenditure			(1,074)			1,074
Contribution from the Capital Receipts Reserve towards administrative costs of non current asset disposals	0	73	(73)			0
Contribution from the Capital Receipts Reserve to finance the payments to the Government capital receipts pool	594		(594)			0
Transfer from Deferred Capital Receipts Reserve upon receipt of cash		0				0
Sub-Total	(881)	(1,251)	2,044	2,685	632	(3,229)

Notes to core financial statement - continued

Restated 2019/20 comparative figures continued	General Fund Balance	Housing Revenue Account	Usable Reserves			Movement in Unusable Reserves
			Capital Receipts Reserve	Major Repairs Reserves	Capital Grants Unapplied	
	£'000	£'000	£'000	£'000	£'000	£'000
Adjustment involving the Major Repairs Reserve:						
Use of the Major Repairs Reserve to finance new capital expenditure				(3,490)		3,490
Adjustments involving the Financial Instruments Adjustment Account:						
Amount by which finance costs charged to the Comprehensive Income and Expenditure Statement are different from the finance costs chargeable in the year in accordance with statutory requirements	(30)	0				30
Adjustments involving the Pensions Reserve:						
Reversal of items relating to retirement benefits debited or credited to the Comprehensive Income and Expenditure Statement	5,557	1,301				(6,858)
Employer's pensions contributions and direct payments to pensioners payable in the year	(2,558)	(667)				3,225
Adjustments involving the Collection Fund Adjustment Account:						
Amount by which council tax income credited to the Comprehensive Income and Expenditure Statement is different from council tax income calculated for the year in accordance with statutory requirements	364					(364)
Adjustments involving the Accumulated Absences Account:						
Amount by which officer remuneration charged to the Comprehensive Income and Expenditure Statement on an accruals basis is different from remuneration chargeable in the year in accordance with statutory requirements	0	0				0
Total Adjustments	2,452	(617)	2,044	(805)	632	(3,706)

Notes to core financial statement - continued

5 Transfers to/from Earmarked Reserves

This note sets out the amounts set aside from the General Fund and HRA balances in earmarked reserves to provide financing for future expenditure plans into the amounts posted back from earmarked reserves to meet General Fund and HRA expenditure in 2020/21.

	Balance at 31/3/2019 £'000	Transfers Out 2019/20 £'000	Transfers In 2019/20 £'000	Balance at 31/3/2020 £'000	Transfers Out 2020/21 £'000	Transfers In 2020/21 £'000	Balance at 31/3/2021 £'000
General Fund:							
General Reserves	8,074	(2,464)	2,874	8,484	(2,829)	7,758	13,413
Ivanhoe Sinking Fund	171	0	10	181	(175)	0	6
Hermitage Recreation Ground - 3G Pitch	0	(12)	0	(12)	0	1	(11)
Hermitage Recreation Ground Mtce Fund	21	(21)	0	0	0	0	0
Asset Protection Fund	148	(18)	53	183	(24)	57	216
Total	8,414	(2,515)	2,937	8,836	(3,028)	7,816	13,624
HRA:							
HRA Shops Sinking Fund	5	(5)	0	0	0	0	0
General Earmarked Reserves	146	(55)	3	94	(94)	81	81
Total	151	(60)	3	94	(94)	81	81

Notes to core financial statement - continued

6 Other Operating Expenditure

2019/20 £'000	2020/21 £'000
2,162 Parish Council Precepts	2,270
593 Payments to the Government Housing Capital Receipts Pool	594
5,432 (Gains)/losses on the disposal of non current assets	4,519
8,187 Total	7,383

7 Financing and Investment Income and Expenditure

2019/20 £'000	2020/21 £'000
2,711 Interest payable and similar charges	2,686
1,464 Pensions interest cost and expected return on pensions assets	1,015
(490) Interest receivable and similar income	(204)
(1,539) Income and expenditure in relation to investment properties	(22)
2,146 Total	3,475

8 Taxation and Non Specific Grant Income

2019/20 £'000	2020/21 £'000
(7,981) Council tax income	(8,173)
(6,330) Non domestic rates	(6,879)
(3,261) Non-ring fenced government grants	(5,166)
(8) Levy account surplus	0
(2,831) Capital grants and contributions	(1,845)
(20,411) Total	(22,063)

Notes to core financial statement - continued

9 Movements on Assets

Costs	Council Dwelling £'000	Other Land and Buildings £'000	Vehicle, Plant, Furniture and Equipment £'000	Infra-structure Assets £'000	Community Assets £'000	Assets Under Construction £'000	Total Property Plant and Equipment £'000	Surplus Assets £'000
Cost or Valuation								
At 1 April 2020	245,460	30,386	8,909	0	0	2,742	287,497	473
Additions	6,244	348	373	0	0	9,081	16,046	0
Accumulated impairment & depreciation written-off to Gross book Value	0	(338)	0	0	0	0	(338)	0
Revaluation increases/(decreases) recognised in the Revaluation Reserve	17,345	(2,002)	0	0	0	0	15,342	0
Revaluation increases/(decreases) recognised in the Surplus/Deficit on the Provision of Services	843	(251)	0	0	0	0	591	0
Derecognition - Disposals	(2,109)	(1,584)	(423)	0	0	0	(4,115)	0
Derecognition - Other	(3,409)	0	0	0	0	0	(3,409)	0
Assets reclassified	1,270	296	5	0	0	(1,098)	0	(473)
At 31 March 2021	265,644	26,854	8,864	0	0	10,725	312,087	0

Notes to core financial statement - continued

Accumulated Depreciation and Impairment								Total	
	Council Dwelling £'000	Other Land Buildings £'000	Vehicle, Plant, Furniture and Equipment £'000	Infra-structure Assets £'000	Community Assets £'000	Assets Under Construction £'000	Property Plant and Equipment £'000	Surplus Assets £'000	
At 1 April 2020	0	0	(5,994)	0	0	0	(5,994)	0	
Depreciation charge	(2,864)	(338)	(821)	0	0	0	(4,022)	0	
Accumulated depreciation written-off to Gross book value	0	338	0	0	0	0	338	0	
Depreciation written out to the Revaluation Reserve	2,631	0	0	0	0	0	2,631	0	
Depreciation written out to the Surplus/ Deficit on the Provision of Services	208	0	0	0	0	0	208	0	
Impairment losses/(reversals) recognised in the Revaluation Reserve	0	0	0	0	0	0	0	0	
Impairment losses/(reversals) recognised in the Surplus/Deficit on the Provision of Services	0	0	0	0	0	0	0	0	
Derecognition - Disposals	25	0	423	0	0	0	447	0	
Derecognition - Other	0	0	0	0	0	0	0	0	
At 31 March 2021	0	0	(6,392)	0	0	0	(6,392)	0	

Net Book Value

At 31 March 2021	265,644	26,854	2,472	0	0	10,725	305,695	0
At 31 March 2020	245,460	30,386	2,914	0	0	2,743	281,503	473

Notes to core financial statement - continued

Comparative Movements

Restated costs	Council Dwelling £'000	Other Land and Buildings £'000	Vehicle, Plant, Furniture and Equipment £'000	Infra-structure Assets £'000	Community Assets £'000	Assets Under Construction £'000	Total Property Plant and Equipment £'000	Surplus Assets £'000
Cost or Valuation								
At 1 April 2019	230,099	27,080	8,702	0	314	1,464	267,659	316
Additions	5,801	1,233	405	0	0	2,853	10,292	220
Initial gain on donated assets	0	0	0	0	0	0	0	0
Revaluation increases/(decreases) recognised in the Revaluation Reserve	13,264	3,328	0	0	(238)	0	16,354	36
Revaluation increases/(decreases) recognised in the Surplus/Deficit on the Provision of Services	(3,089)	(145)	0	0	(76)	0	(3,310)	(99)
Derecognition - Disposals	(3,123)	(89)	(199)	0	0	0	(3,411)	0
Derecognition - Other	0	(335)	0	0	0	0	(335)	0
Assets reclassified (to)/from Held for Sale	2,508	(686)	0	0	0	(1,574)	248	0
At 31 March 2020	245,460	30,386	8,908	0	0	2,743	287,497	473

Notes to core financial statement - continued

Comparative Movements

Restated Accumulated Depreciation and Impairment	Council Dwelling £'000	Other Land and Buildings £'000	Vehicle, Plant, Furniture and Equipment £'000	Infra-structure Assets £'000	Community Assets £'000	Assets Under Construction £'000	Total Property Plant and Equipment £'000	Surplus Assets £'000
At 1 April 2019	0	0	5,311	0	0	0	5,311	0
Depreciation charge	2,684	341	882	0	0	0	3,907	0
Depreciation written out to the Revaluation Reserve	(2,470)	(181)	0	0	0	0	(2,651)	0
Depreciation written out to the Surplus/Deficit on the Provision of Services	(178)	(159)	0	0	0	0	(337)	0
Impairment losses/(reversals) recognised in the Revaluation Reserve	0	0	0	0	0	0	0	0
Impairment losses/(reversals) recognised in the Surplus/Deficit on the Provision of Services	0	0	0	0	0	0	0	0
Derecognition - Disposals	(36)	(1)	(199)	0	0	0	(236)	0
Derecognition - Other	0	0	0	0	0	0	0	0
At 31 March 2020	0	0	5,994	0	0	0	5,994	0

Notes to core financial statement - continued

Fixed Assets Valuation

The fixed assets shown in the Balance Sheet are valued on the basis recommended by CIPFA and in accordance with the Statements of Asset Valuation Principles and Guidance Notes issued by the Royal Institute of Chartered Surveyors (RICS). Fixed assets are classified into the groupings required by the Code of Practice. The different types of assets have been valued on the following basis:

(i) Operational assets are included in the balance sheet at open market value in existing use or depreciated replacement cost where the asset is of a specialist nature, i.e. there is no market for such an asset.

(ii) Non-operational assets, including investment properties and assets that are surplus to requirements, are included in the balance sheet at open market value.

(iii) Infrastructure and community assets are included in the balance sheet at historic cost, net of any depreciation.

(iv) Council dwellings have been valued using the beacon principal, where a typical property is valued as being representative of a particular house type and location. The valuation for each of the beacon properties selected was on the basis of existing use

Category	Date of Last Valuation	Basis of Valuation	Details of Valuers
Council Dwellings	31.03.21	The valuations have been made in accordance with the RICS Appraisal and Valuation manual as published by the Royal Institute of Chartered Surveyors. In the case of housing stock this is based upon Existing Use Value for Social Housing.	Mr G Harbord (MA,MRICS,IRRV) Wilks Head and Eve
Other Land & Building	31.03.21	The valuations have been made in accordance with the RICS Appraisal and Valuation manual as published by the Royal Institute of Chartered Surveyors.	Mr G Harbord (MA,MRICS,IRRV) Wilks Head and Eve

Major fixed assets held at 31 March 2021, are:-

2019/20 No		2020/21 No
	Leisure Centres	
2	Leisure Centres with Pools	2
2	Markets	2
4	Cemeteries	4
	Council dwellings	
2,455	Houses	2,449
929	Flats and Maisonettes	926
817	Bungalows	816
	Land	
108	Parks and Open Spaces (acres)	108
	Other	
1	Office Properties	1
2	Depots	2
18	Off Street Car Parks	20
5	Public Conveniences	5
12	Industrial Estates/Business Units	12

Notes to core financial statement - continued

10 Investment Properties

The following items of income and expense have been accounted for in the Financing and Investment Income and Expenditure line in the Comprehensive Income and Expenditure Statement.

There are no restrictions on the Council's ability to realise the value inherent in its investment property or on the Council's right to the remittance of income and the proceeds of disposal. The Council has no contractual obligations to purchase, construct or develop investment property or repairs, maintenance or enhancement.

2019/20 £'000	2020/21 £'000
718	667
Rental income from investment property	
821	(1,677)
Direct operating expenses arising from investment property	
1,539	(1,010)
Net gain/(loss)	

The following table summarises the movement in the fair value of investment properties over the year.

2019/20 Restated £'000	2020/21 £'000
15,559	16,307
Balance at the start of the year	
Additions:	
0	0
Purchases	
229	0
Construction	
0	342
Subsequent expenditure	
Disposals:	
767	(1,463)
Net gains/(losses) from fair value adjustments	
Transfers:	
0	0
To/from Inventories	
(248)	0
To/from Property, Plant and Equipment	
0	0
Other changes	
16,307	15,186
Balance at the end of the year	

11 Intangible Assets

The Council accounts for its software as intangible assets, to the extent that the software is not an integral part of a particular IT system and accounted for as part of the hardware item of Property, Plant and Equipment. The intangible assets include both purchased licences and internally generated software.

All software is given a finite useful life, based on assessments of the period that the software is expected to be of use to the Council.

Notes to core financial statement - continued

Intangible Assets - continued

The carrying amount of intangible assets is amortised on a straight-line basis. The amortisation of £139k was charged to the IT Administration cost centre and then absorbed as an overhead across all the service headings in the Net Expenditure of Services. It is not possible to quantify exactly how much of the amortisation is attributable to each service heading.

The movement on Intangible Asset balances during the year is as follows.

	2019/20 Other Assets £'000	Total £'000	2020/21 Other Assets £'000	Total £'000
Balance at start of year				
- Gross carrying amounts	1,894	1,894	2,017	2,017
- Accumulated amortisation	-1,650	-1,650	-1,810	-1,810
Net carrying amount at start of year	244	244	207	207
Additions:				
- Purchases	123	123	180	180
Amortisation for the period	-160	-160	-139	-139
Other changes	0	0	0	0
Net carrying amount at end of year	207	207	248	248
Comprising:				
- Gross carrying amounts	2,017	2,017	2,197	2,197
- Accumulated amortisation	-1,810	-1,810	-1,949	-1,949
Balance at end of year	207	207	248	248

Notes to core financial statement - continued

12 Heritage Assets

Three heritage assets are included in the gross carrying amount - Moira Furnace, Memorial Clock Tower, Coalville and the 'Heart of the Forest' Sculpture in Ashby.

The movement on Heritage Asset balances during the year is as follows.

	Art Assets £'000	2019/20 Building Assets £'000	Total £'000		Art Assets £'000	2020/21 Building Assets £'000	Total £'000
Balance at start of year							
- Gross carrying amounts	50	1,312	1,362		49	1,059	1,108
Adjustment to gross Carrying amount	(1)	(25)	(26)		(1)	(24)	(25)
- Accumulated amortisation	(1)	(25)	(26)		(1)	(24)	(25)
Adjustment to Accumulated amortisation	1	25	26		1	24	25
Net carrying amount at start of year	49	1,287	1,336		48	1,035	1,083
Additions:	0	20	20		0	0	0
Revaluations increases or (decreases)	0	(248)	(248)		0	(438)	(438)
Depreciation for the period	(1)	(24)	(25)		(1)	(19)	(20)
Net carrying amount at end of year	48	1,035	1,083		47	578	625
Comprising:							
- Gross carrying amounts	49	1,059	1,108		48	597	645
- Accumulated depreciation	(1)	(24)	(25)		(1)	(19)	(20)
- Depreciation written out to the revaluation reserve	0	0	0		0	0	0
Net carrying amount at end of year	48	1,035	1,083		47	578	625

Notes to core financial statement - continued

13 Assets Held for Sale

The council did not have any assets held for sale at 31 March 2021.

14 Inventories

	Consumable Stores		Maintenance Materials		Total	
	2019/20	2020/21	2019/20	2020/21	2019/20	2020/21
	£'000	£'000	£'000	£'000	£'000	£'000
Balance outstanding at start of year	67	74	70	89	137	163
Purchases	541	420	1,377	1,011	1,918	1,431
Recognised as an expense in the year	(534)	(435)	(1,358)	(1,009)	(1,892)	(1,444)
Written off balances	0	0	0	0	0	0
Reversals of write-offs in previous years	0	0	0	0	0	0
Balance outstanding at year end	74	59	89	91	163	150

Notes to core financial statement - continued

15 Short-Term Debtors

31 March 2020 £'000		31 March 2021 £'000
695	Central Government bodies	5,731
686	Other local authorities	4,569
0	NHS bodies	0
45	Public Corporations and trading funds	321
1,350	Other entities and individuals	1,671
2,776	Total Short-Term Debtors	12,292

16 Cash and Cash Equivalents

The balance of Cash and Cash Equivalents is made up of the following elements:

31 March 2020 £'000		31 March 2021 £'000
2	Cash held by the Council	2
378	Bank current accounts	2,392
10,495	Short-term deposits and Money Market Funds	18,500
10,875	Total Cash and Cash Equivalents	20,894

17 Short-Term Creditors

31 March 2020 £'000		31 March 2021 £'000
2,702	Central Government bodies	12,332
5,362	Other local authorities	8,362
0	NHS bodies	0
183	Public Corporations and trading funds	244
2,426	Other entities and individuals	3,562
10,673	Total Short-Term Creditors	24,500

Notes to core financial statement - continued

18 Usable Reserves

The Council's usable reserves are detailed in the Movement in Reserves Statement.

19 Unusable Reserves

31 March 2020 Restated £'000		31 March 2021 £'000
78,293	Revaluation Reserve	93,520
132,237	Capital Adjustment Account	132,479
(1,251)	Financial Instruments Adjustment Account	(1,221)
(44,691)	Pensions Reserve	(63,294)
(640)	Collection Fund Adjustment Account	(5,562)
(270)	Accumulated Absences Account	(270)
163,678	Total Unusable Reserves	155,651

Revaluation Reserve

2019/20 £'000		2020/21 £'000
61,379	Balance at 1 April	78,293
19,715	Upward revaluation of assets	20,870
(933)	of assets and	(2,976)
18,782	Surplus or deficit on revaluation of non-current assets not posted to the Surplus or Deficit on the Provision of Services	17,894
(1,040)	Difference between fair value depreciation and historical cost depreciation	(1,228)
(828)	Accumulated gains on assets sold or scrapped	(1,439)
(1,868)	Amount written off to the Capital Adjustment Account	(2,667)
78,293	Balance at 31 March	93,520

The Revaluation Reserve contains the gains made by the Council arising from increases in the value of its Property, Plant and Equipment and Intangible Assets. The balance is reduced when assets with accumulated gains are:

- Revalued downwards or impaired and the gains are lost;
- Used in the provision of services and the gains are consumed through depreciation, or
- Disposed of and the gains are realised.

The Reserve contains only revaluation gains accumulated since 1 April 2007, the date that the Reserve was created. Accumulated gains arising before that date are consolidated into the balance on the Capital Adjustment Account.

Notes to core financial statement - continued

Capital Adjustment Account

The Capital Adjustment Account absorbs the timing differences arising from the different arrangements for accounting for the consumption of non-current assets and for financing the acquisition, construction or enhancement of those assets under statutory provisions.

The Account is debited with the cost of acquisition, construction or enhancement as depreciation, impairment losses and amortisations are charged to the Comprehensive Income and Expenditure Statement (with reconciling posting from the Revaluation Reserve to convert fair value figures to a historical cost basis). The Account is credited with the amounts set aside by the Council as finance for the costs of acquisition, construction and enhancement.

The Account contains accumulated gains and losses on Investment Properties and gains recognised on donated assets that have yet to be consumed by the Council.

The Account also contains revaluation gains accumulated on Property, Plant and Equipment before 1 April 2007, the date that the Revaluation Reserve was created to hold such gains.

Note 4 provides details of the source of all transactions posted to the Account, apart from those involving the Revaluation Reserve.

	2019/20 Restated £'000	2020/21 £'000	£'000
130,108 Balance at 1 April			132,237
Reversal of items relating to capital expenditure debited or credited to the Comprehensive Income and Expenditure Statement:			
(3,933) Charges for depreciation and impairment of non-current assets		-4,043	
2,642 Revaluation (losses)/gain on Property, Plant and Equipment		441	
(160) Amortisation of Intangible assets		-139	
0 Revenue expenditure funded from capital under statute		-716	
(9,213) Amounts of non current assets written off on disposal or sale as part of the gains/loss on disposal to the Comprehensive Income and Expenditure Statement		-3,668	
828 Write-out of gains relating to revalued disposed assets		1,439	
1,040 Write-out of depreciation on revalued assets (HCA)		1,228	
(8,796) Net written out amount of the cost of non-current assets consumed in the year			-5,459
0 Other transactions		-2,899	
Capital financing applied in the year:			
1,074 Use of Capital Receipts Reserve to finance new capital expenditure		3,294	
3,490 Use of the Major Repairs Reserve to finance new capital expenditure		1,978	
1,086 Capital grants and contributions credited to the Comprehensive Income and Expenditure Statement that have been applied to capital financing		789	
1,128 Repayment of Debt		1,147	
0 Application of grants to capital financing from the Capital Grants Unapplied Account		82	
618 Statutory provision for the financing of capital investment charged against the General Fund and HRA balances		715	
2,762 Capital expenditure charged against the General Fund and HRA balances		2,057	
10,158 Capital financing and other transactions			7,163
767 Movements in the market value of Investment Properties debited or credited to the Comprehensive Income and Expenditure Statement			-1,463
0 Movement in the Donated Assets Account credited to the Comprehensive Income and Expenditure Statement			-
132,237 Balance at 31 March			132,479

Notes to core financial statement - continued

Financial Instruments Adjustment Account

The Financial Instruments Adjustment Account absorbs the timing differences arising from the different arrangements for accounting for income and expenses relating to certain financial instruments and for bearing losses or benefiting from gains per statutory provisions. The Council uses the Account to manage premiums paid on the early redemption of loans. Premiums are debited to the Comprehensive Income and Expenditure Statement when they are incurred, but reversed out of the General Fund Balance to the Account in the Movement in Reserves Statement. Over time, the expense is posted back to the General Fund Balance in accordance with statutory arrangements for spreading the burden on council tax. In the Council's case, this period is the unexpired term that was outstanding on the loans when they were redeemed.

2019/20 £'000	2020/21 £'000
(1,281) Balance at 1 April	(1,251)
0 Premiums incurred in the year and charged to the Comprehensive Income and Expenditure	
Proportion of premiums incurred in previous financial years to be charged against the General Fund	
0 Balance in accordance with statutory requirements	0
30 Amount by which finance costs charged to the Comprehensive Income and Expenditure Statement are different from finance costs chargeable in the year in accordance with statutory requirements	30
(1,251) Balance at 31 March	(1,221)

Notes to core financial statement - continued

Pensions Reserve

The Pensions Reserve absorbs the timing differences arising from the different arrangements for accounting for post employment benefits and for funding benefits in accordance with statutory provisions. The Council accounts for post employee benefits in the Comprehensive Income and Expenditure Statement as the benefits are earned by employees accruing years of service, updating the liabilities recognised to reflect inflation, changing assumptions and investment returns on any resources set aside to meet the costs.

However, statutory arrangements require benefits earned to be financed as the Council makes employer's contributions to pension funds or eventually pays any pensions for which it is directly responsible.

The debit balance on the Pensions Reserve therefore shows a substantial shortfall in the benefits earned by past and current employees and the resources the Council has set aside to meet them. The statutory arrangements will ensure that funding will have been set aside by the time the benefits come to be paid.

2019/20 £'000	2020/21 £'000
(59,661) Balance at 1 April	(44,691)
18,603 Actuarial gains or losses on pensions assets and liabilities	(18,635)
(6,858) Reversal of items relating to retirement benefits debited or credited to the Surplus or Deficit on the Provision of Services in the Comprehensive Income and Expenditure Statement	(5,810)
3,225 Employer's pensions contributions and direct payments to pensioners payable in the year	5,842
(44,691) Balance at 31 March	(63,294)

Deferred Capital Receipts Reserve

The Deferred Capital Receipts Reserve holds the gains recognised on the disposal of non-current assets but for which cash settlement has yet to take place. Under statutory arrangements, the Council does not treat these gains as usable for financing new capital expenditure until they are backed by cash receipts. When the deferred cash settlement eventually takes place, amounts are transferred to the Capital Receipts Reserve.

Notes to core financial statement - continued

Collection Fund Adjustment Account

The Collection Fund Adjustment Account manages the differences arising from the recognition of Council Tax/Rates income in the Comprehensive Income and Expenditure Statement as it falls due from Council Tax/Rates payers compared with the statutory arrangements for paying across amounts to the General Fund from the Collection Fund.

2019/20 £'000	Council Tax	2020/21 £'000
78	Balance at 1 April	41
	(37) Amount by which Council Tax income credited to the Comprehensive Income and Expenditure Statement is different from council tax income calculated for the year in accordance with statutory requirements	(137)
41	Balance at 31 March	(96)
2019/20 £'000	Non-Domestic Rates	2020/21 £'000
(354)	Balance at 1 April	(681)
	(327) Amount by which Non-Domestic Rates income credited to the Comprehensive Income and Expenditure Statement is different from council tax income calculated for the year in accordance with statutory requirements	(4,785)
(681)	Balance at 31 March	(5,466)
(640)	Collection Fund Adjustment Account Balance at 31 March	(5,562)

Accumulated Absences Account

The Accumulated Absences Account absorbs the differences that would otherwise arise on the General Fund Balance from accruing for compensated absences earned but not taken in the year e.g. annual leave entitlement carried forward at 31 March. Statutory arrangements require that the impact on the General Fund Balance is neutralised by transfers to or from the Account.

2019/20 £'000		2020/21 £'000
(270)	Balance at 1 April	(270)
	Settlement or cancellation of accrual made at the end of the preceding year	
0	Amounts accrued at the end of the current year	0
	Amount by which officer remuneration charged to the Comprehensive Income and Expenditure Statement on an accruals basis is different from remuneration chargeable in the year in accordance with statutory requirements	0
(270)	Balance at 31 March	(270)

Notes to core financial statement - continued

20 Cash Flow Statement - Operating Activities

The cash flows for operating activities include the following items:

2019/20 (Restated) £'000	2020/21 £'000
490 Interest received	204
(2,711) Interest paid	(2,686)
0 Dividends received	
(2,221) Total Operating Activities	(2,482)

The surplus or deficit on the provision of services has been adjusted for the following non-cash movements:

2019/20 (Restated) £'000	2020/21 £'000
3,933 Depreciation	4,043
(1,982) Impairment and downward valuations	505
160 Amortisation	139
(3,634) Increase/(decrease) in creditors	9,285
(116) (Increase)/decrease in debtors	(6,828)
(26) (Increase)/decrease in inventories	13
3,633 Movement in pension liability	(76)
9,213 Carrying amount of non-current assets and non-current assets held for sale, sold or derecognised	7,079
(2,073) Other non-cash items charged to the net surplus or deficit on the provision of services	406
9,108 Total Non-Cash Movements	14,566

Notes to core financial statement - continued

The surplus or deficit on the provision of services has been adjusted for the following non-cash movements:

2019/20 (Restated) £'000	2020/21 £'000
3,000 Proceeds from short-term (not considered to be cash equivalents) and long-term investments (includes investments in associates, joint ventures and subsidiaries)	10,495
(3,785) Proceeds from the sale of property, plant and equipment, investment property and intangible assets	(2,584)
(1,665) Any other items for which the cash effects are investing or financing cash flows	(890)
(2,450) Total Non-Cash Movements	7,021

21 Cash Flow Statement - Investing Activities

2019/20 (Restated) £'000	2020/21 £'000
(10,884) Purchase of property, plant and equipment, investment property and intangible assets	(16,055)
(1,500) Purchase of short-term and long-term investments	0
3,785 Proceeds from the sale of property, plant and equipment, investment property and intangible assets	2,584
1,271 Other receipts from investing activities	1,789
(7,328) Net cash flows from investing activities	(11,682)

22 Cash Flow Statement - Financing Activities

2019/20 (Restated) £'000	2020/21 £'000
(1,142) Repayments of short- and long-term borrowing	(1,169)
1,900 Other payments for financing activities	1,705
758 Net cash flows from financing activities	536

Notes to core financial statement - continued

23 Expenditure and Income Analysed by Nature

The Council's expenditure and income is analysed as follows:

2019/20 Restated £'000	Expenditure/Income	2020/21 £'000
Expenditure		
21,372	Employee expenses	19,874
26,636	Other services expenses	30,886
1,357	Depreciation, amortisation, impairment	5,386
1,464	Net pension interest	1,015
2,711	Interest payments	2,686
2,162	Precepts and levies	2,270
593	Payments to Housing Capital Receipts Pool	594
5,432	(Gain) / Loss on the disposal of assets	4,519
61,727	Total Expenditure	67,230
Income		
(32,159)	Fees, charges and other service income	(27,976)
(492)	Interest and investment income	(205)
(14,319)	Income from Council Tax and Non-Domestic Rates	(15,053)
(17,800)	Government Grants and Contributions	(23,574)
(64,770)	Total Income	(66,808)
(3,043)	Surplus or deficit on the Provision of Services	422

Notes to core financial statement - continued

External income received by service

2019/20 £'000	2020/21 £'000
0 Chief Executive and Other Services	(16)
0 Human Resources & Organisational Development	(8)
(458) Legal & Commercial Services	(258)
(3,925) Community Services (Including Director of Services)	(1,903)
(1,598) Planning & Infrastructure	(1,409)
(91) Economic Development	(71)
(103) Joint Strategic Planning	(134)
(803) Housing (General Fund)	(142)
(1,040) Customer Services	(1,573)
(10) Finance	(50)
0 Corporate & Democratic Core	0
0 Non Distributed Costs	0
(21,537) Housing Revenue Account	(20,567)
(29,565) Total external income in Cost of Services	(26,131)
(2,593) Other income and Expenditure	(1,845)
(32,158) Total external income	(27,976)

Notes to core financial statement - continued

24 Agency Services

The Council, in partnership with Leicestershire County Council carries out the Decriminalised Parking Enforcement throughout North West Leicestershire which cost £93,306 in 2020/21 (£109,636 2019/20).

25 Members' Allowances

The total value of Members Allowances paid during the year was £285,421.65 in 2020/21 (£241,611.28 2019/20).

26 Officers' Remuneration

The table below shows the number of employees whose remuneration, including redundancy payments but excluding pension contribution was £50,000 or above. These employees constitute the Council's Corporate Management Team.

2019/20 No of employees	Remuneration Band	2020/21 No of employees
4	£50,000 - £54,999	6
0	£55,000 - £59,999	3
5	£60,000 - £64,999	4
2	£65,000 - £69,999	2
1	£70,000 - £74,999	3
0	£75,000 - £79,999	0
1	£80,000 - £84,999	0
0	£85,000 - £89,999	2
0	£90,000 - £94,999	0
0	£95,000 - £99,999	0
0	£100,000 - £104,999	0
0	£105,000 - £109,999	0
0	£110,000 - £114,999	0
0	£115,000 - £119,999	0
0	£120,000 - £124,999	0
0	£125,000 - £129,999	0
1	£130,000 - £134,999	1

Notes to core financial statement - continued

2020/21 Senior Officers emoluments - salary is between £50,000 and £150,000 per year

Post information (Post title)	Note	Salary £	Bonus £	Compensation (loss of emp) £	Other £	Total exc Pension £	Employers Pension £	Total inc pension £
Chief Executive		126,776	0	0	3,456	130,232	34,533	164,765
Strategic Director of Place		85,013	0	0	3,122	88,135	23,155	111,290
Strategic Director of Housing & Customer Services		86,643	0	0	3,349	89,992	23,598	113,590
Head of Finance		61,312	0	0	3,380	64,692	16,684	81,375
Head of Finance maternity cover	1	3,039	0	0	260	3,299	827	4,127
Head of Legal & Support Services		67,313	0	0	3,450	70,763	18,334	89,097
Head of Community Services		67,313	0	0	3,228	70,541	18,334	88,875
Head of Housing		67,313	0	0	7,067	74,380	18,333	92,713
Head of Planning & Infrastructure		60,112	0	0	6,676	66,788	16,373	83,161
Head of Economic Development	2	12,833	0	0	1,561	14,394	3,272	17,666
Head of Economic Regeneration/Project Manager	3	43,323	0	0	2,602	45,925	11,792	57,716
Head of Joint Strategic Planning		60,112	0	0	3,280	63,392	16,373	79,764
Head of Customer Services		61,312	0	0	3,382	64,694	16,699	81,393
Head of HR & Organisation Development		61,312	0	0	4,171	65,483	16,693	82,176
		863,727	0	0	48,983	912,709	234,999	1,147,709

Note 1: Maternity cover for the Head of Finance started on 08/03/21. The annual salary is £47,110.

Note 2: The Head of Economic Development left on 30/09/20. The annual salary was £23,401.

Note 3: The Project Manager Regeneration started on 01/06/20 and became the Head of Economic Regeneration on 01/03/21. The annual salary is £58,912.

Notes to core financial statement - continued

2019/20 Senior Officers emoluments - salary is between £50,000 and £150,000 per year

Post information (Post title)	Note	Salary £	Bonus £	Compensation (loss of emp) £	Other £	Total exc Pension £	Employers Pension £	Total inc Pension £
Chief Executive		120,375	0	0	10,182	130,557	29,136	159,693
Strategic Director of Place		80,878	0	0	3,122	84,000	19,576	103,576
Strategic Director of Housing & Customer Se	1	20,684	0	0	8,895	29,579	5,005	34,584
Strategic Director of Housing & Customer Se	2	30,819	0	0	1,166	31,986	7,829	39,814
Head of Finance		57,382	0	0	3,315	60,697	13,890	74,587
Head of Legal & Support Services		65,511	0	0	3,414	68,925	15,856	84,781
Head of Community Services		65,511	0	0	2,792	68,303	15,856	84,159
Head of Housing		65,511	0	0	6,823	72,334	15,852	88,186
Head of Planning & Infrastructure		56,870	0	0	6,433	63,303	13,764	77,067
Head of Economic Development		57,335	0	0	3,122	60,457	13,877	74,334
Head of Joint Strategic Planning	3	38,686	0	0	2,264	40,950	9,367	50,317
Head of Customer Services		58,016	0	0	3,292	61,308	14,042	75,350
Head of HR & Organisation Development		58,503	0	0	6,074	64,577	14,174	78,751
		776,081	0	0	60,894	836,975	188,224	1,025,199

Note 1: The Director of Housing started on 1/1/20. The annual salary is £82,738

Note 2: The Director of Housing left on 15/8/19. The annual salary was £86,587.

Note 3: The Head of Joint Strategic Planning started on 29/7/19. The annual salary is £58,503.

Notes to core financial statement - continued

27 External Audit Costs

In 2020/21 North West Leicestershire District Council incurred the following fees relating to external audit and inspection.

2019/20 £'000	2020/21 £'000
Fees payable with regard to external audit services:-	
(5) KPMG LLP	0
43 Mazars LLP	39
Fees payable for the certification of grant claims and returns:-	
9 Mazars LLP	8
Fees payable for other assurance work completed in respect of Pooling of Housing capital receipts return:	
3 Mazars LLP	3
Other fees:-	
Mazars LLP - Audit Quality Expectation	7
Mazars LLP - Covid	4
Mazars LLP - McCloud	1
Cabinet Office - National Fraud Initiative	4
50 Total	66

28 Contingent Liabilities

When considering whether the Council has any contingent liabilities to disclose, particular attention has been given to pension liabilities resulting from the outsourcing of our leisure service. In May 2019 the Council entered into a 25 year contract with leisure operator Everyone Active. Everyone Active became liable for pension contributions and additional charges in respect of staff who were TUPE transferred from the Council for the duration of the 25 year contract. The pension admission arrangements we have agreed means that those staff who are members of the pension scheme remain pooled with the Council's pension scheme. A bond is in place for the payment of pension liabilities arising up to the sum of £135,000, should Everyone Active have any unpaid liabilities during the term and the Council has provided guarantee to the pension fund administrator to cover unpaid liabilities that are in excess of this bond value. The Council is also responsible for any surplus/deficit arising on the plan at the end of the contract.

There is no expectation that there will be a call on the bond or guarantee, but this is possible. As such the Council has not recognised a provision in respect of any possible unpaid liabilities.

Since Everyone Active staff are pooled with the Council's pension scheme, any projected deficit (or surplus) arising at the end of the contract is already reflected within the pension liability on our Balance Sheet.

Notes to core financial statement - continued

29 Grant Income

The Council credited the following grants, contributions and donations to the Comprehensive Income and Expenditure Statement in 2020/21:

2019/20 Restated £'000		2020/21 £'000
Credited to Taxation and Non Specific Grant Income		
7,981	Council Tax Income	8,173
6,330	Non Domestic Rates	6,879
8	Levy a/c surplus	0
3,068	New Homes Bonus	3,411
193	Other grants	1,755
3,503	Capital Grants and Contributions	1,845
21,083	Total	22,063
Credited to Services		
12,691	Housing Benefit Subsidy	11,792
182	Housing Benefit Admin Grant	182
83	Local Council Tax Support Grant	80
149	Cost of Collection	150
0	Homelessness	211
0	Covid	5,592
762	Other Grants under £100k each	401
54	Section 106	195
128	Sport & Physical Activity	114
116	Other Contributions under £100k each	138
14,165	Total	18,855

Notes to core financial statement - continued

Grant Income - continued

The Council has received a number of grants, contributions and donations that have yet to be recognised as income as they have conditions attached to them that will require the monies to be returned. The balances at the year end are as follows:

31 March 2020 £'000	31 March 2021 £'000
Capital Grant Receipts in Advance	
1,079 Affordable Housing - S106	2,230
483 Recreation/Playground - S106	563
1,231 Healthcare - S106	482
5 CCTV - S106	5
258 Police - S106	298
2,377 Highways - S106	2,377
17 Network Rail - S106	17
0 Marlborough Square - LLEP	110
0 BEIS	263
5,450 Total	6,345

30 Related Parties

The Council is required to disclose material transactions with related parties - bodies or individuals that have the potential to control or influence the Council, or to be controlled or influenced by the Council. Disclosure of these transactions allows readers to assess the extent to which the Council might have been constrained in its ability to operate independently or might have secured the ability to limit another party's ability to bargain freely with the Council.

Central Government has effective control over the general operations of the Council - it is responsible for providing the statutory framework within which the Council operates, provides the majority of its funding in the form of grants and re-distribution of non-domestic rates, and prescribes the terms of many of the transactions that the Council has with other parties (e.g. housing benefits). Details of transactions with the government are shown below.

It is the nature of local government that the majority of Council Members are heavily involved in the local community through various organisations such as voluntary bodies, societies, groups and so on, often as an appointed Council representative. Members' interests are formally disclosed in a register of interests, of which details are available on request.

During the year transactions with related parties arose as follows:

2019/20 (Receipts)/ Payments £'000	2020/21 (Receipts)/ Payments £'000
Central Government:	
(16,225) Revenue Grants (Benefits/RSG/other grants)	(23,889)
43,518 Leicestershire County Council (Precept paid less grant income)	46,098
2,244 Leicestershire Fire and Rescue (Precept paid)	2,351
7,518 Leicestershire Police (Precept paid less grant income)	8,021

Notes to core financial statement - continued

31 Capital Financing Requirement

2019/20 £'000	2020/21 £'000
88,942	89,724
Capital Investment:	
0	0
10,886	16,056
0	0
670	716
Sources of Finance:	
(1,074)	(3,294)
(1,594)	(869)
(8,106)	(5,897)
89,724	96,435
Explanation of movements in the year	
Increase / (Decrease) in underlying need to borrow	
782	6,711
782	6,711

32 Termination Benefits

The Council terminated the contracts of 2 employees in 2020/21, incurring liabilities of £0.

	No. of compulsory redundancies		No. of other agreed departures		Total no. of exit packages by band		Total cost of exit packages by band	
	2019/20	2020/21	2019/20	2020/21	2019/20	2020/21	2019/20	2020/21
£0 - £20,000	0	0	7	2	7	2	£35,961	£0
£20,001 - £40,000	0	0	0	0	0	0	£0	£0
£40,001 - £60,000	0	0	0	0	0	0	£0	£0
£60,001 - £80,000	0	0	0	0	0	0	£0	£0
£80,001 - £100,000	0	0	0	0	0	0	£0	£0
Total	0	0	7	2	7	2	£35,961	£0

Notes to core financial statement - continued

33 Pension Schemes Accounted for as Defined Contribution Schemes

As part of the terms and conditions of employment of its officers and other employees, the Council offers retirement benefits. Although these benefits will not actually be payable until employees retire, the Council has a commitment to make the payments that needs to be disclosed at the time that employees earn their future entitlement.

The Council participates in the Local Government Pension Scheme (LGPS) for employees, which is administered by Leicestershire County Council - this is a funded scheme, meaning that the Council and employees pay contributions into a fund, calculated at a level intended to balance the pensions liabilities with investment assets.

We recognise the cost of retirement benefits in the Net Cost of Services when they are earned by employees, rather than when the benefits are eventually paid as pensions. However, the charge we are required to make against council tax is based on the cash payable in the year, so the real cost of retirement benefits is reversed out of the Income & Expenditure Account (I & E) after net operating expenditure. The following transactions have been made in the Income and Expenditure Account during the year.

The Annual Report of the Leicestershire County Council Superannuation Fund is available from Leicestershire County Council, County Hall, Glenfield, Leicestershire. Income and Expenditure Account contains details of the Council's participation in the Local Government Pension Scheme (LGPS), administered by Leicestershire County Council.

The following information was supplied by Hymans Robertson LLP on 12 May 2021.

	2019/20 £'000	2020/21 £'000
Net Cost of Services		
5,653	Current service cost	4,795
(259)	Past service costs	0
0	Curtailments	0
5,394		4,795
Net Operating Expenditure		
3,731	Interest cost	3,046
(2,267)	Expected return on assets in the scheme	(2,031)
1,464		1,015
6,858	Amount charged to Income and Expenditure Account	5,810
Amounts to be met from Government Grants and Local Taxation		
(71)	Movement on pension reserve	(59)
Actual amount charged against General Fund & HRA for pensions in		
3,154	Employers' contributions payable to the scheme	5,783
71	Unfunded discretionary benefit payments	59

Notes to core financial statement - continued

On 1 May 2019, 210 individual members of council staff transferred to Everyone Active after the Council has awarded a contract to them to run its leisure centres and associated services. The pension admission arrangements we have agreed means that those staff who are members of the pension scheme remain pooled with the Council's pension scheme. As a result, our future pension liability will continue to reflect staff members who have transferred to Everyone Active for the past service, however, Everyone Active are responsible for the payment of contributions and charges in respect of those staff for the term of the agreement.

The Council is responsible for past payments and payments of employees post the end of the 25 year agreement. The Council acts as guarantor in respect of Everyone Active and their contributions to the pension scheme over the life of the 25 year leisure contract. As part of the contract, Everyone Active secured a bond with Barclays bank to cover the payment of contributions up to the sum of £135,000 should Everyone Active have any unpaid liabilities during the term. Above this level, the Council is responsible for the liabilities are in excess of the bond value.

Employers Membership Statistics

	Average Age 31-Mar-20
Actives	50
Deferred Pensioners	51
Pensioners	68

Payroll

	2019/20 £'000	2020/21 £'000
Assumed total pensionable payroll based on contribution information provided	12,935	14,312

Investment Returns

The return on the fund in market value terms for the year to 31 March 2021 is estimated based on actual Fund returns as provided by the Administering Authority. Details are given below.

Actual Return for Period 1 April 2020 to 31 March 2021	25.0%
Total Return for Period from 1 April 2020 to 31 March 2021	25.0%

Notes to core financial statement - continued

Unfunded Benefits

A summary of the membership data in respect of unfunded benefits is shown below.

LGPS Unfunded Pensions	Number at 31 March 2021	Annual Unfunded Pensions (£'000)
Male	17	43
Female	3	2
Dependants	13	14
Total	33	59

Projected Pension Expense For Year 31/03/2022

Analysis of Projected Amount to be charged to operating profit for the year to 31 March 2022.

Period Ended	31 March 2022	
	£'000	% of pay
Projected Current service cost	7,407	51.8%
Interest on Obligation	3,552	24.8%
Expected Return on Plan Assets	(2,241)	(15.7%)
Losses /(Gains) on Curtailment and Settlements	0	0.0%
Total	8,718	60.9%

The liabilities show the underlying commitments that the Council has in the long-run to pay retirement benefits. The total liability of £65,587,000 has a substantial impact on the net worth of the Council as recorded in the balance sheet. However, statutory arrangements for funding the deficit mean that the financial position of the Council remains healthy. The deficit on the Pension Fund will be made good by increased contributions as assessed by the Actuary.

Basis for estimating assets and liabilities

The accounts have been prepared on the basis of the actuary's updated valuation report dated 12 May 2021 and takes into account their assessment of the potential impact of Guaranteed Minimum Pension (GMP) equalisation and the outcome of the McCloud judgement relating to the 2014 reforms of LGPS benefit structure. These numbers are approximate estimates based on employer data as at 31 March 2019.

Notes to core financial statement - continued

The main assumptions used in their calculations have been:

2019/20	Assumptions	2020/21
1.9%	Inflation/Pension Increase Rate	2.85%
2.4%	Salary Increase Rate	3.35%
2.3%	Discount Rate	2.00%

Assets in the County Council Pension Fund are valued at bid price as required under IAS 19.

Assets Category	2019/20		2020/21	
	Value £'000	Asset Distribution %	Value £'000	Asset Distribution %
Equity Securities	1,510.30	1.74%	1,950.20	1.74%
Debt Securities	8,467.70	9.76%	10,934.30	9.76%
Private Equity	3,999.80	4.61%	5,165.00	4.61%
Real Estate	6,483.10	7.48%	8,371.70	7.48%
Investment Funds	63,789.80	73.54%	82,372.60	73.54%
Derivatives	(110.20)	-0.13%	(142.30)	-0.13%
Cash and Cash Equivalents	2,598.50	3.00%	3,355.50	3.00%
Total	86,739.00	100.00%	112,007.00	100.00%

Mortality

Life expectancy is based on the Fund's VitaCurves with improvements in line with the CMI 2020 model, with a 0% weighting of 2020 data, standard smoothing (Sk7), initial adjustment of 0.5% and a long term rate of improvement of 1.5% p.a. Based on these assumptions, the average future life expectancies at age 65 are summarised below:

	Males	Females
Current pensioners	21.7	24.2
Future pensioners *	22.6	25.9

* Figures assume members aged 45 as at the last formal valuation date.

Notes to core financial statement - continued

Reconciliation of Present Value of the Scheme Liabilities

2019/20		2020/21
£'000		£'000
153,638	Opening Defined Benefit Obligation	131,430
5,653	Current Service cost	4,795
3,731	Interest cost	3,046
833	Contributions by Members	880
(28,641)	Actuarial losses/(Gains)	38,641
(259)	Past service costs/(Gains)	0
0	Losses/(Gains) on Curtailments	0
(71)	Estimated Unfunded Benefits Paid	(59)
(3,454)	Estimated Benefits Paid	(3,432)
131,430	Closing Defined Benefit Obligation	175,301

Reconciliation of fair value of employer assets

2019/20		2020/21
£'000		£'000
93,977	Opening Fair Value of Employer Assets	86,739
2,267	Expected Return on Assets	2,031
833	Contributions by Members	880
3,154	Contributions by the Employer	5,783
71	Contributions in respect of Unfunded Benefits	59
(10,038)	Actuarial gains/(losses)	20,006
(71)	Estimated Unfunded Benefits Paid	(59)
(3,454)	Estimated Benefits Paid	(3,432)
86,739	Closing Fair Value of Employer Assets	112,007

Notes to core financial statement - continued

Scheme History

Amounts for the current and previous accounting periods

The return on the fund in market value terms for the year to 31 March 2021 is estimated based on actual fund returns as provided by the Administering Authority and index returns where necessary. Details are given below.	2016/17 £'000	2017/18 £'000	2018/19 £'000	2019/20 £'000	2020/21 £'000
Fair Value of Employer Assets	84,555	88,591	93,977	86,739	112,007
Present Value of Defined Benefit Obligation	(131,783)	(134,889)	(153,638)	(131,430)	(175,301)
Surplus/(Deficit)	(47,228)	(46,298)	(59,661)	(44,691)	(63,294)
Experience Gains/(Losses) on Assets	12,797	1,598	2,557	(10,038)	20,006
Experience Gains/(Losses) on Liabilities	3,246	(27)	(12)	8,713	1,427
Actuarial Gains/ (Losses) on Employer Assets	12,797	1,598	2,557	(10,038)	20,006
Actuarial Gains/ (Losses) on Obligations	(19,974)	2,365	(11,671)	28,641	(38,641)
Actuarial Gains/ (Losses) recognised in SRIE	(7,177)	3,963	(9,114)	18,603	(18,635)

Notes to the Statement of Recognised Income and Expense (SRIE)

2019/20 £'000	2020/21 £'000
(10,038) Actuarial Gains/(Losses) on Plan Assets	20,006
28,641 Actuarial Gains/ (Losses) on Obligations	(38,641)
18,603 Actuarial Gain/(Loss) Recognised in SRIE	(18,635)
(15,752) Cumulative Actuarial Gains and Losses	(34,387)

Notes to core financial statement - continued

Balance Sheet

2019/20	2020/21
£'000	£'000
86,739 Fair Value of Employer Assets	112,007
(130,447) Present Value of Funded Liabilities	(174,299)
(43,708) Net (Under)/ Overfunding in Funded Plans	(62,292)
(983) Present value of unfunded liabilities	(1,002)
0 Unrecognised Past Service Cost	0
(44,691) Net Asset/(Liability)	(63,294)
Amount in the Balance Sheet	
44,691 Liabilities	63,294
0 Assets	0
44,691 Net (Asset)/Liability	63,294

Notes to core financial statement - continued

34 Provisions

This provision for Business Rates appeals was created as a result of the adoption in 2013/14 of the Business Rates Retention scheme which means that the Council now bears part of the risk for future appeals. Under the former business rates scheme, appeals were borne by the Government. The Council's estimate of the value of outstanding appeals up to 31 March 2021 is £5.026m (£4.404m as at 31 March 2020), the value of appeals used in completing the Collection Fund position as at 31 March 2021. The Council has made a provision for 40% (37.5% 2019/20) of this figure totalling £2.010m (£1.651m as at 31 March 2020) within the 2020/21 accounts.

35 Financial Instruments

A financial Instrument is a contract that gives rise to a financial asset of one entity and a financial liability or equity instrument of another entity. Non-exchange transactions, such as those relating to taxes, benefits and government grants, do not give rise to financial instruments

Financial Liability - an obligation to transfer economic benefits controlled by the council and can be represented by a contractual obligation to deliver cash or financial assets or an obligation to exchange financial assets and liabilities with another entity that is potentially unfavourable to the council.

The council's financial liabilities held during the year are measured at amortised cost and comprised

- long-term loans from the Public Works Loans board and commercial lenders
- overdraft facility with Lloyds Bank
- trade payables for goods and services received

Financial Asset - a right to future economic benefits controlled by the council that is represented by cash, equity instruments or a contractual right to receive cash or other financial assets or a right to exchange financial assets and liabilities with another entity that is potentially favourable to the council.

The council's financial assets held during the year are accounted for under the following classifications:

Amortised Cost - cash flows are solely payments of principal and interest and the business model is to collect the cash flows only:

- Cash in hand
- bank current and deposit accounts
- Fixed term deposits
- loans to other local authorities
- trade receivables for goods and services provided

Fair value through Profit and Loss:

- Money Market Funds
- loans where the cash flows are not solely payments of principal and interest

Notes to core financial statement - continued

Financial Instruments Balances

Financial Liabilities	Long term		Short term	
	31 March 2020	31 March 2021	31 March 2020	31 March 2021
	£'000	£'000	£'000	£'000
<i>Loans at amortised cost:</i>				
PWLB	(70,523)	(56,343)	(1,154)	(14,180)
LOBO/Other Loans	(8,899)	(5,392)	0	(3,500)
Other Long Term Liabilities	(90)	(82)	0	0
Total Borrowing	(79,512)	(61,817)	(1,154)	(17,680)
<i>Liabilities at amortised cost:</i>				
Trade payables-Included in creditors	0		(5,209)	(7,919)
Total Financial Liabilities	(79,512)	(61,817)	(6,363)	(25,599)

Financial Assets	Long term		Short term	
	31 March 2020	31 March 2021	31 March 2020	31 March 2021
	£'000	£'000	£'000	£'000
<i>At amortised cost:</i>				
Principal	0	0	39,495	33,000
Accrued Interest	0	0	0	0
Loss allowance	0	0	0	0
Total Investments	0	0	39,495	33,000
<i>At amortised cost:</i>				
Principal	0	0	2,175	5,394
Accrued Interest	0	0	0	0
Loss allowance	0	0	0	0
<i>At Fair Value through Profit and Loss:</i>				
Money Market Funds	0	0	8,700	11,500
Total Cash and Cash Equivalents	0	0	10,875	16,894
<i>At amortised cost:</i>				
Trade Receivables-Included in Debtors	0	0	2,872	5,391
Accrued Interest	0	0	0	0
Loss allowance	0	0	(1,383)	(1,205)
Total Trade Receivables	0	0	1,489	4,186
Total Financial Assets	0	0	51,859	54,080

Notes to core financial statement - continued

Financial Instrument - Fair Values

Financial Instruments classified at amortised cost are carried in the balance sheet at amortised cost. Their fair value has been estimated by calculating the net present value of the remaining contractual cash flows at 31 March 2021. All other financial instruments are carried in the balance sheet at Fair Value.

Fair Values are shown in the table below split by their level in the Fair Value hierarchy:

Level 1 - FV derived from quoted prices in active markets for identical assets or liabilities e.g. bond prices

Level 2 - FV calculated from inputs other than quoted prices that are observable for the instrument e.g. interest rates or yields for similar instruments

Level 3 - FV determined using unobservable inputs e.g. non-market data such as cash-flow forecasts or estimated creditworthiness

	Fair Value level	Balance Sheet 2019/20 £'000	Fair Value 2019/20 £'000	Balance Sheet 2020/21 £'000	Fair Value 2020/21 £'000
<i>Financial Liabilities held at amortised cost:</i>					
Long Term Loans From PWLB	2	(71,677)	(84,067)	(70,523)	(84,011)
Long Term LOBO/Other Loans	2	(8,899)	(13,721)	(8,892)	13,686
Other Long Term Liabilities		(90)	(90)	(82)	(82)
Sub-Total		(80,666)	(97,878)	(79,497)	(70,407)
<i>Liabilities for which Fair Value is not disclosed:</i>					
Trade payables-Creditors		(5,209)	(5,209)	(7,919)	(7,919)
Total Financial Liabilities		(85,875)	(103,087)	(87,416)	(78,326)

The Fair Value of liabilities is higher than the balance sheet value as the council has a portfolio of loans where the interest rate payable is higher than the current rates available for similar loans.

The Fair Values for Financial Assets are calculated as follows:

	Fair Value level	Balance Sheet 2019/20 £'000	Fair Value 2019/20 £'000	Balance Sheet 2020/21 £'000	Fair Value 2020/21 £'000
<i>Financial Assets held at amortised cost:</i>					
Investments with Local Authorities	2	36,500	36,590	29,000	29,048
Investments with Banks	2	4,790	4,802	6,000	6,000
<i>Financial Assets held at Fair value:</i>					
Money market Funds	1	8,700	8,700	11,500	11,500
Total		49,990	50,092	46,500	46,548
<i>Assets for which Fair Value is not disclosed:</i>					
Cash and Cash equivalents		380	380	2,394	2,394
Trade Receivables-Debtors		1,489	1,489	4,186	4,186
Total Financial Assets		51,859	51,961	53,080	53,128

The Fair Value of assets is higher than the balance sheet value as the interest rate on similar investments is now lower than that obtained when the investment was originally made.

Notes to core financial statement - continued

Financial Instruments Gains/Losses

There are no Gains/losses recognised in the Income and Expenditure Account or the Statement of Total Recognised Gains and losses in relation to Financial Instruments.

Financial Instruments - Nature and Extent of Risk

Credit Risk

Credit risk arises from deposits with banks and financial institutions, as well as credit exposures to the Council's customers.

Prior to the beginning of each financial year, the Council agrees and publishes an Investment Strategy as part of the Treasury Management Strategy Statement. The Investment Strategy sets out the minimum credit rating criteria for counterparties who are banks and other financial institutions. The Council relies to some extent on credit ratings and utilises the services of a Treasury Consultant to monitor and advise of changes to these ratings.

The minimum credit rating criteria, set out in the Investment Strategy, are kept under constant review. As a result of liquidity problems (the credit crunch) experienced by banks and financial institutions since Autumn 2007, the minimum criteria were increased to provide additional security to the Council's investments. This is reviewed annually to ensure that security is maintained in line with current economic conditions.

As a result of the Council's prudent approach to investment, which places security and liquidity above yield, the Council has never experienced any losses on investments. Nevertheless, theoretical considerations suggest that an investment with any institution carries some risk, albeit very small. The events which could give rise to these risks are rare or unforeseen and it is therefore very difficult to assess and quantify. Subject to these rare or unforeseen risks, the assessment that the maximum exposure is nil is considered to be a practical and pragmatic assessment.

Loss allowances on treasury investments have been calculated by reference to historic default data published by credit rating agencies, adjusted for current and forecast economic conditions and with a delay in cash flow having been assumed. As shown in the financial instruments balances tables on the previous page. At 31 March 2021, a total of £1,911 of loss allowances related to treasury investments. As this is not material, this figure has not been accounted for in the statements.

Notes to core financial statement - continued

A summary of the credit quality of the of the council's investments at 31 March is shown below:

Rating	31 March 2020		31 March 2021	
	Long Term £'000	Short Term £'000	Long Term £'000	Short Term £'000
A+	0	4,790	0	6,000
A	0	0	0	
BBB+	0	0	0	
Unrated Local Authorities	0	36,500	0	29,000
Money Market Funds	0	8,700	0	11,500
Total Investments	0	49,990	0	46,500

The Council has £15,727,567 of Debtors, for which a provision for doubtful debts of £3,436,667 has been made. Of this debtors figure, £6,795,072 relates to sundry debtors, £8,013,629 to Council Tax and Business Rates (this includes amounts owed to the Council by the Government for Business Rates) and £918,866 to Housing Tenant Rents. Debtors are analysed by type and the doubtful debt provision is based on the credit quality of debtors.

The council does not allow credit for customers therefore all unpaid balances are past due date for payment. The gross sundry debtor age analysis is shown in the table below:

Age	31 March 2020 £'000	31 March 2021 £'000
Less than three months	1,848	5,004
Three to six months	1	0
Six months to one year	320	248
More than one year	1,772	1,543
Total	3,941	6,795

The table below breaks this down to debtor type:

Type	31 March 2020		31 March 2021	
	Gross Debt £'000	Loss Allowance £'000	Gross Debt £'000	Loss Allowance £'000
Central Govt Bodies	695	0	5,731	0
Other Local authorities	686	0	4,569	0
NHS Bodies	0	0	0	0
Public Corporations and trading funds	45	0	321	0
Other entities and Individuals	4,459	(3,109)	5,107	(3,437)
Total	5,885	(3,109)	15,728	(3,437)

Notes to core financial statement - continued

Liquidity Risk.

The Council has ready access to borrowing at favourable rates from the Public Works Loan Board and other local authorities, and at higher rates from banks and building societies. There is no perceived risk that the Council will be unable to raise finance to meet its commitments. Instead, the risk is that the Council will be bound to replace a significant proportion of its borrowings at a time of unfavourable interest rates. The Council's strategy is to ensure an even maturity debt profile to mitigate against this risk.

The maturity analysis of financial instruments is shown below:

Type	31 March 2020			31 March 2021		
	Liabilities £'000	Assets £'000	Net £'000	Liabilities £'000	Assets £'000	Net £'000
Maturity in 1 year*	1,154	(50,370)	(49,216)	17,680	(49,894)	(32,214)
Maturity in 1 - 2 years	14,180	0	14,180	2,206	0	2,206
Maturity in 2 - 5 years	6,202	0	6,202	5,285	0	5,285
Maturity in 5 - 10 years	4,362	0	4,362	3,686	0	3,686
Maturity in over 10 years	50,719	0	50,719	50,106	0	50,106
Uncertain Date*	3,500	0	3,500	0	0	0
Total	80,117	(50,370)	29,747	78,963	(49,894)	29,069

* The council has a £3.5m LOBO (Lender Option, Borrower Option) loans where the lender has the option on set dates to propose an increase in the rate payable; The council will then have the option to accept the new rate or repay the loan without penalty. The lender therefore has the effective right to demand repayment and these loans are therefore shown in the table as maturing on the next option date.

Market Risk.

Interest Rate Risk.

The Council is exposed to risk in terms of its exposure to interest rate movements on its borrowings and investments. Movements in interest rates have a complex impact on the authority. For instance, a rise in interest rates would have the following effect:

- borrowings at variable rates - the interest expense will rise
- borrowings at fixed rates - the fair values of the liabilities will fall
- investments at variable rates - the investment income will rise
- investments at fixed rates - the fair value of assets will fall

Investments measured at amortised cost and loans borrowed are not carried at fair value, so changes in their fair value will have no impact on the Comprehensive Income and Expenditure Statement. However, changes in interest payable and receivable on variable rate borrowings and investments will be posted to the Surplus or Deficit on the provision of services. Movements in the fair value of fixed rate investments measured at fair value will be reflected in Other Comprehensive Income or the Surplus or Deficit on the provision of services as appropriate.

Price Risk.

The Council does not invest in equities and is therefore not exposed to this risk.

Notes to core financial statement - continued

36 Building Control Charges

The Building (Local Authority Charges) Regulations 2010 requires the disclosure of information regarding the setting of charges for the administration of the building control function. However the Building Control service cannot charge for building work solely required for disabled persons. The overriding objective is to ensure the chargeable account recovers costs for the chargeable functions.

2019/20 £'000	Building Control Charges	2020/21 £'000
Chargeable Work		
199	Expenditure	172
(200)	Income	(159)
(1)	(Surplus) / Deficit	13
Non-Chargeable Work		
206	Expenditure	206
(15)	Income	(3)
191	(Surplus) / Deficit	203

37 Jointly Controlled Partnerships

The Council has entered into a partnership with Hinckley and Bosworth Borough Council and Harborough District Council to provide shared administration of Revenues and Benefits and will continue for the foreseeable future. The Partnership is currently hosted by Hinckley and Bosworth Borough Council on behalf of the other partners.

All partners contribute towards the operation of the partnership which is classified as a Jointly Controlled Operation. On this basis, each partner accounts for their share of contributions within their Statement of Accounts. The funding provided by North West Leicestershire District Council in 2020/21 was £1.180 million.

Notes to core financial statement - continued

38 Expenditure and Funding Analysis

This analysis statement shows how annual expenditure is used and funded from resources (government grants, rents, council tax and business rates) by local authorities in comparison with those resources consumed or earned by authorities in accordance with generally accepted accounting practices. It also shows how this expenditure is allocated for decision making purposes between the council's directorates/services/departments. Income and expenditure accounted for under generally accepted accounting practices is presented more fully in the Comprehensive Income and Expenditure Statement.

2020/21

	Net Expenditure chargeable to the General Fund and Housing Revenue a/c £'000	Recharges £'000	Contributions to/from Reserves £'000	Investment Properties & other £'000	Revised Net Expenditure chargeable to the General Fund and Housing Revenue a/c £'000	Adjustments between funding basis and accounting basis £'000	Net expenditure in the Comprehensive Income and Expenditure Statement £'000
Chief Executive and Other Services	299	(278)	0	0	21	0	21
Human Resources & Organisational Dev	197	(361)	3	0	(161)	5	(156)
Legal and Commercial Services	1,429	(852)	15	0	592	0	592
Community Services including Strategic Director of Place	9,317	1,424	1,223	(1,438)	10,526	2,042	12,568
Planning & Infrastructure	1,226	556	315	0	2,097	0	2,097
Economic Development	787	188	689	0	1,664	383	2,047
Joint Strategic Planning	(9)	9	0	0	0	0	0
Housing - General Fund	420	183	193	0	796	42	838
Customer Services	3,006	(1,889)	17	1,459	2,593	134	2,727
Finance	(1,076)	(994)	4	0	(2,066)	4	(2,062)
Corporate and Democratic Core	25	1,038	18	0	1,081	0	1,081
Non-Distributed Costs	13	1	0	0	14	0	14
Housing Revenue Account	(10,586)	(348)	94	0	(10,840)	2,700	(8,140)
Recharges	(1,323)	1,323	0	0	0	0	0
Net Cost of Services	3,725	0	2,571	21	6,317	5,310	11,627
Other Income and Expenditure	(14,312)	0	(7,708)	(21)	(22,041)	10,836	(11,205)
Surplus/Deficit on Provision of Services	(10,587)	0	(5,137)	0	(15,724)	16,146	422

Notes to core financial statement - continued

Expenditure and Funding Analysis continued

2019/20 (Restated)

	Net Expenditure chargeable to the General Fund and Housing Revenue a/c £'000	Recharges £'000	Contributions to/from Reserves £'000	Investment Properties £'000	Revised Net Expenditure chargeable to the General Fund and Housing Revenue a/c £'000	Adjustments between funding basis and accounting basis £'000	Net expenditure in the Comprehensive Income and Expenditure Statement £'000
Chief Executive and Other Services	282	(282)	0	0	0	0	0
Human Resources & Organisational Dev	727	(621)	88	0	194	5	199
Legal and Commercial Services	1,417	(801)	104	0	720	0	720
Community Services including Strategic Director of Place	6,867	1,394	510	(134)	8,637	1,289	9,926
Planning & Infrastructure	483	543	851	0	1,877	0	1,877
Economic Development	788	199	229	0	1,216	194	1,410
Joint Strategic Planning	(9)	8	1	0	0	0	0
Housing & Asset Mgmt - General Fund	784	(447)	48	1,661	2,046	(1,334)	712
Customer Services	2,325	(1,173)	53	0	1,205	789	1,994
Finance	809	(914)	2	0	(103)	6	(97)
Corporate and Democratic Core	20	979	12	0	1,011	0	1,011
Non-Distributed Costs	(204)	1	0	12	(191)	0	(191)
Housing Revenue Account	(11,218)	(304)	53	0	(11,469)	943	(10,526)
Recharges	(1,418)	1,418	0	0	0	0	0
Net Cost of Services	1,653	0	1,951	1,539	5,143	1,892	7,035
Other Income and Expenditure	(13,180)	0	(5,470)	(1,539)	(20,189)	10,111	(10,078)
Surplus/Deficit on Provision of Services	(11,527)	0	(3,519)	0	(15,046)	12,003	(3,043)

Notes to core financial statement - continued

Expenditure and Funding Analysis continued

Analysis of adjustments between funding basis and accounting basis

2020/21	Adjustment for capital purposes £'000	Net change for the pensions adjustment £'000	Other Differences £'000	Total Adjustments £'000
Chief Executive and Other Services	0	0	0	0
Human Resources & Organisational Dev	5	0	0	5
Legal and Commercial Services	0	0	0	0
Community Services including Strategic Director of Place	2,042	0	0	2,042
Planning & Infrastructure	0	0	0	0
Economic Development	383	0	0	383
Joint Strategic Planning	0	0	0	0
Housing & Asset Mgmt - General Fund	42	0	0	42
Customer Services	134	0	0	134
Finance	4	0	0	4
Corporate and Democratic Core	0	0	0	0
Non-Distributed Costs	0	0	0	0
Housing Revenue Account	2,026	(268)	942	2,700
Recharges	0	0	0	0
Net Cost of Services	4,636	(268)	942	5,310
Other Income and Expenditure	6,304	(300)	4,832	10,836
Surplus/Deficit on Provision of Services	10,940	(568)	5,774	16,146

Notes to core financial statement - continued

Expenditure and Funding Analysis continued

2019/20 (Restated)

	Adjustment for capital purposes £'000	Net change for the pensions adjustment £'000	Other Differences £'000	Total Adjustments £'000
Chief Executive and Other Services	0	0	0	0
Human Resources & Organisational Dev	5	0	0	5
Legal and Commercial Services	0	0	0	0
Community Services including Strategic Director of Place	1,289	0	0	1,289
Planning & Infrastructure	0	0	0	0
Economic Development	194	0	0	194
Joint Strategic Planning	0	0	0	0
Housing & Asset Mgmt - General Fund	(1,334)	0	0	(1,334)
Customer Services	789	0	0	789
Finance	6	0	0	6
Corporate and Democratic Core	0	0	0	0
Non-Distributed Costs	0	0	0	0
Housing Revenue Account	(265)	(634)	1,842	943
Recharges	0	0	0	0
Net Cost of Services	684	(634)	1,842	1,892
Other Income and Expenditure	6,620	3,308	183	10,111
Surplus/Deficit on Provision of Services	7,304	2,674	2,025	12,003

Notes to core financial statement - continued

39 Prior Period Adjustment

The council owns a parcel of land which is held as an investment property called Cropston Drive.

During the year, the council undertook a review of its assets and discovered the size of this asset was materially incorrect in the asset register. The asset size was previously measured as 3.72 hectares but was re-measured during the year as 7.42 hectares. This means that we have had to correct the prior period balances for this asset.

The table below shows the adjustments to the financial statements and affected notes for the previous reporting periods.

	2018/19 Adjustment		2018/19 Restated		2019/20 Adjustment		2019/20 Restated	
	£'000	£'000	£'000	£'000	£'000	£'000	£'000	£'000
Balance Sheet								
Investment Properties Valuation	13,484	2,075	15,559	14,892	1,415		16,307	
Capital Adjustment Account	128,033	2,075	130,108	130,822	1,415		132,237	
Note 4 - Adjustments between Accounting Basis and Funding Basis under Regulations								
Movements in the market value of investment properties	475	2,075	2,550	1,427	1,415		2,842	
Note 10 - Investment Properties								
Balance at the start of the year				13,484	2,075		15,559	
Net gain/(losses) from fair value adjustments	475	2,075	2,550	1,427	1,415		2,842	
Balance at end of the year	13,484	2,075	15,559	14,892	1,415		16,307	
Note 19 - Unusable Reserves								
Capital Adjustment Account:								
Balance at 1st April				128,033	2,075		130,108	
Movement in value of Investment Properties debited or Credited to the CIES	475	2,075	2,550	1,427	1,415		2,842	
Balance at 31 March	128,033	2,075	130,108	130,822	1,415		132,237	

Section 4 Housing Revenue Account (HRA)

Housing Revenue Account (HRA)

Housing income and expenditure account

2019/20			NOTES	2020/21	
£'000	£'000	Income		£'000	£'000
	(17,006)	Rents - Dwellings	H4		(17,269)
(59)		Rents - Garages / Sites		(48)	
(16)		Rents - Shops		(17)	
(8)		Rents - Other		(14)	
	(83)				(79)
	(620)	Charges for Services and Facilities			(601)
		Other Income			
	0	RTB Discounts repaid			(20)
	(17,709)	Total income			(17,969)
		Expenditure			
	4,594	Repairs and Maintenance			5,078
		Supervision and Management			
2,281		- General		2,092	
564		- Special		487	
	2,845				2,579
		Capital Charges			
	2,772	- Depreciation of Fixed Assets	H8		2,947
	(3,037)	- Impairment of Fixed Assets	H9		(890)
	0	- Initial Gain on Donated Assets			0
	6	Increase in provision for Bad or Doubtful Debts			112
	3	Debt Management Expenses			3
	7,183	Total expenditure			9,829
	(10,526)	Net cost of HRA services included in income and expenditure account			(8,140)
	304	Housing Share of Corporate and Democratic Costs			348
	0	Housing Share of other amounts included in the whole authority cost of services but not allocated to specific services			0
	(10,222)	Net cost of HRA services			(7,792)
	5,396	(Gain) or Loss on Sale of HRA Fixed Assets			3,265
	2,236	Interest Payable and Similar Items			2,192
	(158)	Interest on Balances			(67)
	0	Amortisation of Premiums and Discounts			0
	(238)	Capital Grants and Contributions			(11)
	(2,986)	(Surplus) / deficit on HRA services			(2,413)

Housing Revenue Account (HRA)

2019/20 £'000	Statement of movement on the HRA balance	2020/21 £'000
(2,986)	(Surplus) / Deficit on Housing Income and Expenditure Account	(2,413)
558	Amounts Required by Statute to be Taken into Account (detailed below)	(212)
(2,428)		(2,625)
(14,272)	HRA Balance Brought Forward	(16,700)
(16,700)	HRA Balance Carried Forward	(19,325)
2019/20 £'000	Analysis of the movement in the HRA balance	2020/21 £'000
	Amounts required to be taken into account	
	Items included in the HRA Income and Expenditure Account but excluded from the movement on HRA balance for the year	
(5,396)	Gain or (Loss) on Sale of HRA Fixed Assets	(3,265)
0	Amortisation of Premiums and Discounts	0
0	RTB Discounts repaid	20
0	Employee Benefits adjustment	0
(1,301)	Net charges for retirement benefits in accordance with IAS 19	(1,169)
2,949	Impairment/Revaluation of Fixed Assets	806
0	Initial Gain on Donated Assets	0
(3,748)		(3,608)
	Items not included in the HRA Income and Expenditure Account but included in the movement on HRA balance for the year	
0	Transfer To/(From) Major Repairs Reserve	0
(70)	Right to Buy Admin Contribution	(43)
667	Employer's contributions payable to Leicestershire County Council Pension Fund	901
1,128	Principal Repaid on Self Financing Loans	1,147
2,400	Capital Expenditure funded by the HRA	1,392
181	Transfer To/(From) Reserves	(1)
4,306		3,396
558	Net additional amount required by statute to be debited or (credited) to the HRA balance for the year	(212)

Notes to the housing revenue account (HRA)

H1 Movement in dwelling stock

The Council was responsible for managing an average of 4,190 lettable dwellings during 2020/21. The movement in the stock was as follows:-

2019/20		2020/21
4,218	Stock at 1st April	4,196
(54)	Less: Right to buy Sales	(33)
(1)	Less: Other Sales	(1)
(32)	Less: Demolitions	0
(2)	Less: Transfers out of stock	(3)
2	Add: Other Purchases	8
24	Add: New Build and Gifted units	16
41	Add: Transfers back into stock	3
4,196		4,186

H2 Property types in dwelling stock

The properties owned by the Council at 31st March 2021 comprise the following:-

	Flats/Maisonettes	Bungalows	Houses	Total
In stock				
Bed sits	61	4	0	65
1 Bedroom	534	329	10	873
2 Bedroom	325	477	423	1,225
3 Bedroom	9	6	1,864	1,879
4 Bedroom	0	0	140	140
5 Bedroom	0	0	4	4
	929	816	2,441	4,186
Transferred out of stock				
Bed sits	0	0	0	0
1 Bedroom	0	1	0	1
2 Bedroom	2	0	0	2
3 Bedroom	0	0	4	4
4 Bedroom	0	0	0	0
5 Bedroom	0	0	0	0
	2	1	4	7
Total	931	817	2,445	4,193

The dwellings transferred out of stock are mainly long term empty properties. However, they are still owned by the Council and are included in the value shown in note H3.

H3 Balance sheet value of council's housing revenue account stock

2019/20		2020/21
Balance		Balance
£'000		£'000
245,448	Dwellings	265,644
2,033	Other Land and Buildings	2,145
247,481	Operational assets	267,789
474	Surplus Assets	0
923	OLB (Land and Assets under construction)	482
1,397	Non-operational assets	482
248,878	Total assets	268,271

The vacant possession value of dwellings within the Council's HRA as at 31st March 2021 was £632,485,000 (31st March 2020 £584,399,000). The vacant possession value of the dwellings within the HRA show the economic cost to Government of providing Council Housing at less than open market rents.

Notes to the housing revenue account (HRA)

H4 Rent income

Rent income can be analysed as follows:-

This is the total rent income due for the year after an allowance is made for empty properties/voids etc. Average rents were £80.06 per week in 2020/21 (£78.41 2019/20) there being an average increase of 2.11% (0.25% decrease in 2019/20) over the previous year. During the year 1.01% (0.85% 2019/20) of lettable properties were vacant.

2019/20 £'000		2020/21 £'000
11,505	Collectable from Tenants	12,201
5,501	Rent Rebates	5,068
17,006	Sub-Total Dwelling Rents	17,269
83	Non - Dwelling Rents	79
17,089		17,348

H5 Rent arrears

During the year total rent arrears, as a proportion of gross rent income were 4.16% (3.49% 2019/20). The arrears figures are as follows:-

Amounts written off during the year were £18,741 (£28,916 - 2019/20). At 31 March the Provision for doubtful debts stood at £955,254 (£885,001 - 2019/20).

2019/20 £'000		2020/21 £'000
892	Total Current and Former Tenant Arrears	919
(274)	Less: Accounts in credit	(172)
618	Net Arrears	747

H6 Major repairs reserve

2019/20 £'000		2020/21 £'000
(1,340)	Balance at 1st April	(534)
(2,684)	Amounts transferred to Reserve during year	(2,864)
	Amounts transferred from Reserve to finance Capital Expenditure:	
3,490	Dwellings	1,978
(534)	Balance at 31 March	(1,420)

Notes to the housing revenue account (HRA)

H7 Capital expenditure and receipts

Total Capital Expenditure within the Council's HRA during the financial year was £6,661,919. The sources of funding are shown below:

2019/20	2020/21
£'000	£'000
3,490 Major Repairs Reserve	1,978
234 Section 106 Receipts	6
2,400 Revenue Contribution	1,392
1,040 Other Contributions	0
0 Capital Receipts	3,286
7,164	6,662

Total Capital Receipts from disposals of Council Dwellings within the Council's HRA stock in 2020/21 were £2,563,280.

H8 Depreciation of HRA fixed assets

2019/20	2020/21
£'000	£'000
2,684 Dwellings (excl. garages)	2,864
88 Other Land and Buildings	5
0 Surplus Assets	0
2,772 Operational assets	2,869

H9 Revaluation/impairment (reversal) of HRA fixed assets

2019/20	2020/21
£'000	£'000
(2,992) Dwellings (excl. garages)	(3,275)
(45) Other Land and Buildings	(4)
0 Surplus Assets	0
(3,037) Operational assets	(3,279)

Section 5 Collection Fund

Collection Fund

2019/20 £'000	Collection fund income and expenditure account	2020/21	
		£'000	£'000
	Income		
(62,210)	Council Tax (Net of benefits, discounts for prompt payment and transitional relief)		(65,052)
	Transfers from General Fund:-		
6	- Council Tax Benefit		1
(36)	- CTLS Discretionary		(506)
0	Section 13a		(30)
(62,728)	Business Ratepayers		(59,159)
(124,968)	Total Income		(124,746)
	Expenditure		
	Council Tax Precepts and Demands:-		
43,518	Leicestershire County Council	46,473	
7,518	Leicestershire Police	8,066	
2,244	Leicestershire Fire and Rescue	2,351	
7,929	N.W.L.D.C. (including Parish and Special Expenses)	8,244	
667	Contribution towards previous year's surplus	510	
629	Provision for bad/doubtful debts	981	
62,505			66,625
	Non-Domestic Rates (NDR):		
15,931	Share of NDR - Government	34,544	
23,260	Payment to Leicestershire County Council	6,218	
637	Payment to Leicestershire Fire and Rescue Service	691	
23,897	Share of NDR - N.W.L.D.C.	27,635	
(366)	Contribution towards previous year's deficit	(1,072)	
189	Provision for bad/doubtful debts	998	
(308)	Provision for appeals	2,006	
149	Costs of Collection	149	
64	Disregarded amounts	167	
63,453			71,336
125,958	Total Expenditure		137,961
265	Movement on fund - (Surplus)/Deficit for the year - Council Tax		1,038
725	Movement on fund - (Surplus)/Deficit for the year - NDR		12,177
(580)	Collection Fund Balance at 1st April 2020 - Council Tax		(315)
772	Collection Fund Balance at 1st April 2020 - NDR		1,497
(315)	Collection Fund Balance at 31st March 2021 - Council Tax		723
1,497	Collection Fund Balance at 31st March 2021 - NDR		13,674

Notes to the Collection Fund

C1 General

This Collection Fund is an agent's statement that reflects the statutory obligation for billing authorities to maintain a separate Collection Fund. The statement shows the transactions of the billing authority in relation to the collection from taxpayers and distribution to local authorities and the Government of council tax and non-domestic rates.

C2 Council tax

The Council's tax base i.e. the number of chargeable dwellings in each valuation band (adjusted for dwellings where discounts apply) converted to an equivalent of band D dwellings, was calculated as follows:-

Band	Estimated number of taxable properties after effect of discount	Ratio	Band 'D' Equivalent dwellings
A	7,281	6/9	4,854
B	11,417	7/9	8,880
C	6,837	8/9	6,077
D	6,121	9/9	6,121
E	4,322	11/9	5,283
F	1,757	13/9	2,537
G	870	15/9	1,450
H	44	18/9	88
	38,649		35,290
Less: 2% Allowance for Valuation Appeals and irrecoverables			705
Council tax base for 2020/21			34,585

C3 Income from business rates

The Council collects Non-Domestic Rates for its area which are based on local rateable values multiplied by a uniform rate. The total amount, less certain reliefs and other deductions, is paid to a central pool (the NNDR pool) managed by Central Government, which in turn redistributes the pool back to local authorities general fund.

The total Non-Domestic Rateable Value at the 31st March 2021 was £151,394,269 (£148,527,814 - 31st March 2020).

The National Non-Domestic multiplier for the year was 51.2p (50.4p - 2019/20).

The Small Business Rate Multiplier was 49.9p (49.1p - 2019/20).

C4 Provisions

The provision for the Council's share of potential cost of settling outstanding business rates appeals, was created as a result of the introduction of the Business Rates Retention scheme. As part of this scheme, billing authorities acting as agents on behalf of major preceptors (10%), Central Government (50%) and themselves are required to make a provision for refunding ratepayers who have appealed against the rateable value of their properties. Although under the scheme, the Council is able to retain a larger share of the business rates locally, it also now bears the risks and uncertainties linked to the level of rateable value appeals. The Council has made a provision of £2.0m in its accounts (£1.7m - 31st March 2020).

The above percentages have changed from 37.5% and 25% last year due to the Leicestershire Pool 75% Business Rates Pilot Scheme in 19/20.

Section 6 Special Expenses

Special Expenses Account

2019/20	2020/21	
£	£	£
Appleby Magna		
(148) Balance brought forward	(342)	
(1,813) Collection Fund Precept	(2,503)	
(93) Localisation Grant	(93)	
(2,054)		(2,938)
Expenditure		
1,712 Parks and Open Spaces	3,763	
0 Contribution to Ear-Marked Reserves	260	
1,712		4,023
(342) Balance carried forward (Surplus)/Deficit	1,085	

Coalville Urban District area		
(79,412) Balance brought forward	(80,854)	
(412,754) Collection Fund Precept	(443,566)	
(58,387) Localisation Grant	(58,387)	
(550,553)		(582,807)
Expenditure		
456,962 Parks, Rec Grds, Open Spaces & Verge Mtce *	260,067	
26,146 Burial Grounds	28,178	
100,785 Events and Grants	59,515	
3,490 Other Expenses	(103)	
0 R.C.C.O.	0	
(25,806) Asset Management Revaluation Account	(17,589)	
(91,185) Impairment	24,372	
(10,147) Other Adjustments	38,717	
9,454 Contribution to/from Ear-Marked Reserves	63,158	
469,699		456,315
(80,854) Balance carried forward (Surplus)/Deficit	(126,492)	

Coleorton Parish area		
(72) Balance brought forward	6	
(3,000) Collection Fund Precept	(4,131)	
(410) Localisation Grant	(410)	
(3,482)		(4,535)
Expenditure		
1,247 Parks and Open Spaces	1,961	
2,241 Burial Grounds	3,366	
0 Contribution to Ear-Marked Reserves	14,022	
3,488		19,349
6 Balance carried forward (Surplus)/Deficit	14,814	

2019/20	2020/21	
£	£	£
Hugglescote		
7,968 Balance brought forward	4,119	
(29,214) Collection Fund Precept	(31,955)	
(1,986) Localisation Grant	(1,986)	
(23,232)		(29,822)
Expenditure		
25,318 Burial Grounds	14,703	
(1,467) Other Adjustments	(564)	
3,500 Contribution to Ear-Marked Reserves	14,290	
27,351		28,429
4,119 Balance carried forward (Surplus)/Deficit	(1,393)	

Kegworth		
(638) Balance brought forward	0	
0 Collection Fund Precept	0	
0 Localisation Grant	0	
(638)		0
Expenditure		
638 Contribution to Parish Council		0
0 Balance carried forward (Surplus)/Deficit	0	

Lockington / Hemington		
122 Balance brought forward	302	
(1,676) Collection Fund Precept	(2,270)	
(99) Localisation Grant	(99)	
(1,653)		(2,067)
Expenditure		
1,955 Burial Grounds	2,014	
0 Contribution to Ear-Marked Reserves	1,390	
1,955		3,404
302 Balance carried forward (Surplus)/Deficit	1,337	

* 19/20 includes impairment debit of £91,185

* 20/21 includes credits for impairment £24,372 & asset adjustment £61,500

Special Expenses Account

2019/20	2020/21	
£	£	£
Measham Parish area		
(208) Balance brought forward	(263)	
(1,820) Collection Fund Precept	(2,381)	
(223) Localisation Grant	(223)	
(2,251)		(2,867)
Expenditure		
1,988 Burial Grounds	2,048	
0 Contribution to Ear-Marked Reserves	2,340	
1,988		4,388
(263) Balance carried forward (Surplus)/Deficit	1,521	
Oakthorpe and Donisthorpe		
(197) Balance brought forward	(152)	
(3,562) Collection Fund Precept	(3,846)	
(445) Localisation Grant	(445)	
(4,204)		(4,443)
Expenditure		
4,052 Parks and Open Spaces		4,088
(152) Balance carried forward (Surplus)/Deficit	(355)	
Osgathorpe		
(317) Balance brought forward	(331)	
(368) Collection Fund Precept	(370)	
(21) Localisation Grant	(21)	
(706)		(722)
Expenditure		
375 Parks and Open Spaces	306	
0 Contribution to Parish Council	416	
375		722
(331) Balance carried forward (Surplus)/Deficit	0	
Ravenstone		
(335) Balance brought forward	(398)	
(403) Collection Fund Precept	(673)	
(35) Localisation Grant	(35)	
(773)		(1,106)
Expenditure		
375 Parks and Open Spaces		306
(398) Balance carried forward (Surplus)/Deficit	(800)	

2019/20	2020/21	
£	£	£
Stretton-en-le-field		
(29) Balance brought forward	(10)	
(1,198) Collection Fund Precept	(1,235)	
(206) Localisation Grant	(206)	
(1,433)		(1,451)
Expenditure		
1,423 Burial Grounds		1,466
(10) Balance carried forward (Surplus)/Deficit		15
Whitwick		
(7,310) Balance brought forward	(10,573)	
(20,393) Collection Fund Precept	(21,834)	
(1,598) Localisation Grant	(1,598)	
(29,301)		(34,005)
Expenditure		
655 Parks, Rec Grds, Open Spaces & Verge Mtce	983	
19,540 Burial Grounds	14,943	
(1,467) Other Adjustments	(549)	
0 Contribution to Ear-Marked Reserves	6,000	
18,728		21,377
(10,573) Balance carried forward (Surplus)/Deficit	(12,628)	

Section 7 Glossary

Glossary of main financial terms

Amortisation

A reduction in the value of an intangible asset over time, due to wear and tear.

Budget

A statement defining the council's policies over a specified period in terms of finance. Budgets usually include statements about the use of other resources (e.g. numbers of staff) and provide some information on performance measures.

Budget requirement

The estimated revenue expenditure on general fund services that needs to be financed from the council tax after deducting income from fees and charges, certain specific grants and any funding from reserves. It is used to decide the criteria for capping local authority revenue expenditure.

Capital expenditure

(or capital spending) - Section 40 of the Local Government and Housing Act 1989 defines 'expenditure for capital purposes'. This includes spending on the acquisition of assets either directly by the local authority or indirectly in the form of grants to other persons or bodies. Expenditure that does not fall within this definition must be charged to a revenue account.

Capital receipts

The proceeds from the disposal of land or other assets. Capital receipts can be used to finance new capital expenditure within rules set down by the Government, but they cannot be used to finance revenue expenditure.

Collection fund

A statutory fund maintained by a billing authority, which is used to record local taxes and non-domestic rates collected by the authority, along with payments to precepting authorities, the national pool of non-domestic rates and its own general fund.

Contingency

Money set aside in the budget to meet the cost of unforeseen items of expenditure, or shortfalls in income, and to provide for inflation where this is not included in individual budgets.

Contingent liability

Money that may be owed, but the exact amount is unclear.

Council tax

The main source of local taxation to local authorities. Council tax is levied on households within its area by the billing authority and the proceeds are paid into its Collection Fund for distribution to precepting authorities and for use by its own General Fund.

Council tax benefit

Assistance provided by billing authorities to adults on low incomes to help them pay their council tax bill. The cost to authorities of council tax benefit is largely met by government grant.

Current expenditure

Running costs, including employee costs, premises costs and supplies and services, but not including debt charges.

Deferred charge

Spending on an asset that has a lasting value but is not owned e.g. improvement grants.

Depreciation

A measure of the wearing out, consumption, or other reduction in the useful life of a fixed asset.

Earmarked reserve

Money set aside for a specific purpose.

Estimates

The amounts expected to be spent, or received as income, during an accounting period. The term is also used to describe detailed budgets, which are either being prepared for the following year, or have been approved for the current year.

Original estimate

The estimates for a financial year approved by the council before the start of the financial year.

Revised estimate

An updated revision of the estimates for a financial year.

Supplementary estimate

An amount, which has been approved by the authority, to allow spending to be increased above the level of provision in the original or revised estimates.

External audit

The independent examination of the activities and accounts of local authorities to ensure the accounts have been prepared in accordance with legislative requirements and proper practices and to ensure the authority has made proper arrangements to secure economy, efficiency and effectiveness in its use of resources.

Fees and charges

Income raised by charging users of services for the facilities. For example, local authorities usually make charges for the use of leisure facilities, the collection of trade refuse, etc.

Finance lease

A lease, usually of land, or land and buildings, which is treated in the Government's capital control system as a credit arrangement as if it were similar to borrowing. Other types of lease are termed 'operating leases'.

Financial regulations

A written code of procedures approved by the authority, intended to provide a framework for proper financial management. Financial regulations usually set out rules on accounting, audit, administrative procedures and budgeting systems.

General fund

The main revenue fund of a billing authority. Day-to-day spending on services is met from the fund. Spending on the provision of housing, however, must be charged to a separate Housing Revenue Account.

Housing benefit

An allowance to persons on low income (or none) to meet, in whole or part, their rent. Benefit is allowed or paid by local authorities but central government refunds part of the cost of the benefits and of the running costs of the service to local authorities. Benefit paid to the authority's own tenants is known as rent rebate and that paid to private sector tenants as rent allowance. See also Council Tax Benefit.

Housing revenue account (HRA)

Local authorities are required to maintain a separate account - the HRA - which sets out the expenditure and income arising from the provision of housing. Other services are charged to the General Fund.

HRA subsidy

A government grant paid to some housing authorities towards the cost of providing, managing and maintaining dwellings and paying housing benefits to tenants.

IAS 19

A statement of recommended practice to account for the cost of pensions.

IFRS

International Financial Reporting Standards

Impairment

A reduction in the value of an asset, arising (for example) from a significant reduction in Market Value.

LOBO

A commercial loan method of borrowing, which gives options for both parties – ("Lenders options; borrowers options").

Minimum revenue provision (MRP)

The minimum amount which must be charged to an authority's revenue account each year and set aside as provision for credit liabilities, as required by the Local Government and Housing Act 1989.

National non-domestic rate (NNDR)

A levy on businesses, based on a national rate in the pound set by the Government multiplied by the 'rateable value' of the premises they occupy. NNDR is collected by billing authorities on behalf of central government and then redistributed among all local authorities and police authorities on the basis of population. Also known as 'business rates', the 'uniform business rate' and the 'non-domestic rate'.

Net expenditure

Gross expenditure less specific service income, but before deduction of Revenue Support Grant.

Non-recurring

Items that are in a budget for one year only.

Operating lease

A type of lease, usually of computer equipment, office equipment, furniture, etc. which is similar to renting and which does not come within the Government's capital control system. Ownership of the asset must remain with the lessor for a lease to be classed as an operating lease.

Outturn

Actual income and expenditure in a financial year.

Pension fund

An employees' pension fund maintained by an authority, or group of authorities, in order to make pension payments on retirement of participants. It is financed from contributions from the employing authority, the employee and investment income.

Precept

The levy made by precepting authorities on billing authorities, requiring the latter to collect income from council tax payers on their behalf.

Precepting authorities

Those authorities which are not billing authorities, i.e. do not collect the council tax and non-domestic rate. County councils, police authorities and joint authorities are 'major precepting authorities' and parish, community and town councils are 'local precepting authorities'.

Provisions and reserves

Amounts set aside in one year to cover expenditure in the future. Provisions are for liabilities or losses which are likely or certain to be incurred, but the amounts or the dates on which they will arise are uncertain. Reserves are amounts set aside which do not fall within the definition of provisions and include general reserves (or 'balances'), which every authority must maintain as a matter of prudence.

Public works loan board (PWLB)

A central government agency which provides long- and medium-term loans to local authorities at interest rates only slightly higher than those at which the Government itself can borrow. Local authorities are able to borrow a proportion of their requirements to finance capital spending from this source.

Revenue support grant (RSG)

A grant paid by central government to aid local authority services in general, as opposed to specific grants, which may only be used for a specific purpose. The grant makes up the difference between expenditure at SSA and the amount which would be collected in council tax for that level of expenditure (CTSS) and the amount of non-domestic rate redistributed.

Section 137 expenditure

Under Section 137 of the Local Government and Housing Act 1972, local authorities are allowed to spend a limited amount to do things they are not otherwise empowered to do, but which they consider to be in the interests of residents.

Specific grants

The term used to describe all government grants - including supplementary and special grants - to local authorities other than RSG, capital grants and HRA subsidy. Not to be confused with specified capital grants.

Specified capital grant (SCG)

Certain government grants towards capital spending, for example house renovation grants. Local authorities must apply a special accounting treatment to these grants, i.e. reduce their credit approvals by the amount of the grant received. SCGs all relate to housing.

Ultra vires

Local authorities are empowered to do only those things authorised by statute. If they do anything not authorised by statute, that action is said to be ultra vires (i.e. beyond their powers).

Value for money (VFM)

A much-used term that describes a service or product that demonstrates a good balance between its cost, quality and usefulness to the customer. A VFM audit takes into account the economy, efficiency and effectiveness (known as the 'three Es') of a local authority service, function or activity.

Virement

The permission to spend more on one budget head when this is matched by a corresponding reduction on some other budget head, i.e. a switch of resources between budget heads. Virement must be properly authorised by the appropriate committee or by officers under delegated powers.

Section 8 Auditor's report

Independent auditor's report to the members of North West Leicestershire District Council

Report on the audit of the financial statements

Opinion on the financial statements

We have audited the financial statements of North West Leicestershire District Council ("the Council) for the year ended 31 March 2021, which comprise the Comprehensive Income and Expenditure Statement, the Movement in Reserves Statement, the Balance Sheet, the Cash Flow Statement, Housing Revenue Account and Collection Fund and notes to the financial statements, including a summary of significant accounting policies. The financial reporting framework that has been applied in their preparation is applicable law and the CIPFA/LASAAC Code of Practice on Local Authority Accounting in the United Kingdom 2020/21.

In our opinion, the financial statements:

- give a true and fair view of the financial position of the Council as at 31st March 2021 and of its expenditure and income for the year then ended; and
- have been properly prepared in accordance with the CIPFA/LASAAC Code of Practice on Local Authority Accounting in the United Kingdom 2020/21.

Basis for opinion

We conducted our audit in accordance with International Standards on Auditing (UK) (ISAs (UK)) and applicable law. Our responsibilities under those standards are further described in the Auditor's responsibilities section of our report. We are independent of the Council in accordance with the ethical requirements that are relevant to our audit of the financial statements in the UK, including the FRC's Ethical Standard, and we have fulfilled our other ethical responsibilities in accordance with these requirements. We believe that the audit evidence we have obtained is sufficient and appropriate to provide a basis for our opinion.

Emphasis of Matter – Effect of the Covid-19 pandemic on the valuation of land and buildings

We draw attention to Note 2 of the financial statements, which describes the effects of the Covid-19 pandemic on the valuation of the Council's retail and specific trading related assets/sectors such as car parks. As disclosed in Note 2 of the financial statements, the Council's valuer included a 'material valuation uncertainty' declaration within their report in relation to these assets as a result of the Covid-19 pandemic. Our opinion is not modified in respect of this matter.

Conclusions relating to going concern

In auditing the financial statements, we have concluded that the Section 151 Officer's use of the going concern basis of accounting in the preparation of the financial statements is appropriate.

Based on the work we have performed, we have not identified any material uncertainties relating to events or conditions that, individually or collectively, may cast significant doubt on the Council's ability to continue as a going concern for a period of at least twelve months from when the financial statements are authorised for issue.

Our responsibilities and the responsibilities of the Section 151 Officer with respect to going concern are described in the relevant sections of this report.

Other information

The Section 151 Officer is responsible for the other information. The other information comprises the Annual Governance Statement and information included in the Statement of Accounts, other than the financial statements and our auditor's report thereon. Our opinion on the financial statements does not cover the other information and, except to the extent otherwise explicitly stated in our report, we do not express any form of assurance conclusion thereon.

In connection with our audit of the financial statements, our responsibility is to read the other information and, in doing so, consider whether the other information is materially inconsistent with the financial statements or our knowledge obtained in the audit or otherwise appears to be materially misstated. If we identify such material inconsistencies or apparent material misstatements, we are required to determine whether there is a material misstatement in the financial statements or a material misstatement of the other information. If, based on the work we have performed, we conclude that there is a material misstatement of this other information, we are required to report that fact.

We have nothing to report in this regard.

Responsibilities of the Section 151 Officer for the financial statements

As explained more fully in the Statement of the Section 151 Officer's Responsibilities, the Section 151 Officer is responsible for the preparation of the Statement of Accounts, which includes the financial statements, in accordance with proper practices as set out in the CIPFA/LASAAC Code of Practice on Local Authority Accounting in the United Kingdom 2020/21, and for being satisfied that they give a true and fair view. The Section 151 Officer is also responsible for such internal control as the Section 151 Officer determines is necessary to enable the preparation of financial statements that are free from material misstatement, whether due to fraud or error.

The Section 151 Officer is required to comply with the CIPFA/LASAAC Code of Practice on Local Authority Accounting in the United Kingdom 2020/21 and prepare the financial statements on a going concern basis on the assumption that the functions of the Council will continue in operational existence for the foreseeable future. The Section 151 Officer is responsible for assessing each year whether or not it is appropriate for the Council to prepare its accounts on the going concern basis and disclosing, as applicable, matters related to going concern.

Auditor's responsibilities for the audit of the financial statements

Our objectives are to obtain reasonable assurance about whether the financial statements as a whole are free from material misstatement, whether due to fraud or error, and to issue an auditor's report that includes our opinion. Reasonable assurance is a high level of assurance, but is not a guarantee that an audit conducted in accordance with ISAs (UK) will always detect a material misstatement when it exists. Misstatements can arise from fraud or error and are considered material if, individually or in the aggregate, they could reasonably be expected to influence the economic decisions of users taken on the basis of these financial statements.

Irregularities, including fraud, are instances of non-compliance with laws and regulations. We design procedures in line with our responsibilities, outlined above, to detect material misstatements in respect of irregularities, including fraud. Based on our understanding of the Council, we identified that the principal risks of non-compliance with laws and regulations related to the Local Government Act 2003 (and associated regulations made under section 21), the Local Government Finance Acts of 1988, 1992 and 2012, and the Accounts and Audit Regulations 2015, the Local Government and Housing Act 1989 and we considered the extent to which non-compliance might have a material effect on the financial statements.

We evaluated the Section 151 Officer's incentives and opportunities for fraudulent manipulation of the financial statements (including the risk of override of controls) and determined that the principal risks were related to posting manual journal entries to manipulate financial performance, management bias through judgements and assumptions in significant accounting estimates and significant one-off or unusual transactions.

Our audit procedures were designed to respond to those identified risks, including non-compliance with laws and regulations (irregularities) and fraud that are material to the financial statements. Our audit procedures included but were not limited to:

- discussing with management and the Audit & Governance Committee the policies and procedures regarding compliance with laws and regulations;
- communicating identified laws and regulations throughout our engagement team and remaining alert to any indications of non-compliance throughout our audit; and
- considering the risk of acts by the Council which were contrary to applicable laws and regulations, including fraud.

Our audit procedures in relation to fraud included but were not limited to:

- making enquiries of management and the Audit & Governance Committee on whether they had knowledge of any actual, suspected or alleged fraud;
- gaining an understanding of the internal controls established to mitigate risks related to fraud;
- discussing amongst the engagement team the risks of fraud; and
- addressing the risks of fraud through management override of controls by performing journal entry testing.

There are inherent limitations in the audit procedures described above and the primary responsibility for the prevention and detection of irregularities including fraud rests with management and the Audit & Governance Committee. As with any audit, there remained a risk of non-detection of irregularities, as these may involve collusion, forgery, intentional omissions, misrepresentations or the override of internal controls.

We are also required to conclude on whether the Section 151 Officer's use of the going concern basis of accounting in the preparation of the financial statements is appropriate. We performed our work in accordance with Practice Note 10: Audit of financial statement and regularity of public sector bodies in the United Kingdom, and Supplementary Guidance Note 01, issued by the National Audit Office in April 2021.

A further description of our responsibilities for the audit of the financial statements is located on the Financial Reporting Council's website at www.frc.org.uk/auditorsresponsibilities. This description forms part of our auditor's report.

Report on the Council's arrangements for securing economy, efficiency and effectiveness in its use of resources

Matter on which we are required to report by exception

We are required to report to you if, in our view we are not satisfied that the Council has made proper arrangements for securing economy, efficiency and effectiveness in its use of resources for the year ended 31 March 2021.

We have nothing to report in this respect.

Responsibilities of the Council

The Council is responsible for putting in place proper arrangements to secure economy, efficiency and effectiveness in its use of resources, to ensure proper stewardship and governance, and to review regularly the adequacy and effectiveness of these arrangements.

Auditor's responsibilities for the review of arrangements for securing economy, efficiency and effectiveness in the use of resources

We are required under section 20(1)(c) of the Local Audit and Accountability Act 2014 to satisfy ourselves that the Council has made proper arrangements for securing economy, efficiency and effectiveness in its use of resources. We are not required to consider, nor have we considered, whether all aspects of the Council's arrangements for securing economy, efficiency and effectiveness in its use of resources are operating effectively.

We have undertaken our work in accordance with the Code of Audit Practice, having regard to the guidance issued by the Comptroller and Auditor General in April 2021.

Matters on which we are required to report by exception under the Code of Audit Practice

We are required by the Code of Audit Practice to report to you if:

- we issue a report in the public interest under section 24 of the Local Audit and Accountability Act 2014;
- we make a recommendation under section 24 of the Local Audit and Accountability Act 2014; or
- we exercise any other special powers of the auditor under sections 28, 29 or 31 of the Local Audit and Accountability Act 2014.

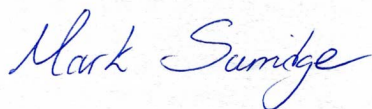
We have nothing to report in these respects.

Use of the audit report

This report is made solely to the members of North West Leicestershire District Council, as a body, in accordance with part 5 of the Local Audit and Accountability Act 2014 and as set out in paragraph 44 of the Statement of Responsibilities of Auditors and Audited Bodies published by Public Sector Audit Appointments Limited. Our audit work has been undertaken so that we might state to the members of the Council those matters we are required to state to them in an auditor's report and for no other purpose. To the fullest extent permitted by law, we do not accept or assume responsibility to anyone other than the members of the Council, as a body, for our audit work, for this report, or for the opinions we have formed.

Delay in certification of completion of the audit

We cannot formally conclude the audit and issue an audit certificate until we have completed the work necessary to issue our assurance statement in respect of the Council's Whole of Government Accounts consolidation pack.




Mark Surridge, Key Audit Partner
For and on behalf of Mazars LLP
Birmingham, UK, 27 April 2023


Useful information

If you would like more information about the Annual Statement of Accounts 2020 -21 or any council service, please use the contact details below:

www.nwleics.gov.uk

customer.services@nwleicestershire.gov.uk

 @nwleics

 This is NWLeics

North West Leicestershire District Council,
Council Offices,
Coalville,
Leicestershire,
LE67 3FJ

01530 454545 (Main switchboard)

If you have an emergency outside of normal hours
please call 01530 454789

Fax:

01530 454506 (Reception)

